

SPG Series

SPG12-175W 12V42Ah

SPG series VRLA battery uses AGM technology and high-purity raw materials. It has good high power discharge, floating backup and fast charging performance. It is mainly used in UPS/EPS standby power supply systems. It can backup power in poor operation environment.



Benefits

- Long life according to EUROBAT Classification
- Maximum charge efficiency
- High gas recombination efficiency
- Low self-discharge rate
- Horizontal or vertical installation

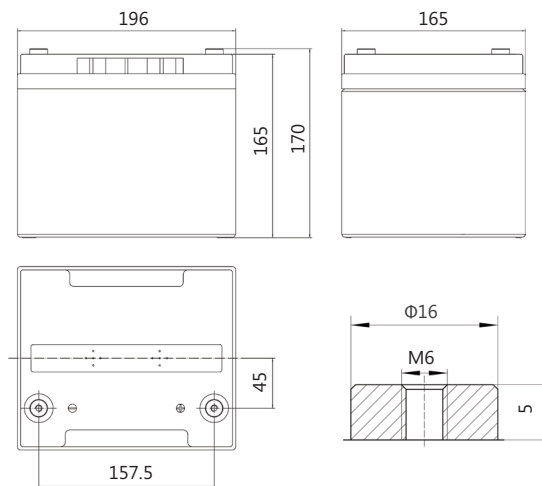
Applications

- UPS units
- Data center
- Starting generators
- EPS units

Standards

- IEC 60896-21/22
- JIS C8704-1/2
- EUROBAT guide

Drawing



SP-28

Specifications

Battery Model	SPG12-175W			
Design Life (years, 25°C)	12			
Capacity (Ah, 25°C)	10min (1.60V)	15min (1.67V)	1HR (25.2A, 1.75V)	10HR (4.2A, 1.80V)
	205W/cell	175W/cell	25.2Ah	42Ah
Dimensions (mm)	Length	Width	Height	Total Height
	196	165	165	170
Approx. Weight (kg)	13.9			
Reference Internal Resistance (mΩ)	7.5 (fully charged @ 25°C)			
Maximum Discharge Current (A/5 Sec.)	500			
Self-Discharge (25°C)	≤ 2% per months			
Charge Voltage (V/cell, 25°C)	Equalizing voltage		Float voltage	
	2.40(-3.5mV/°C/cell), max charge current: 12.6A		2.27(-3.5mV/°C/cell)	
Short Circuit Current (A)	1600			

Discharge Data

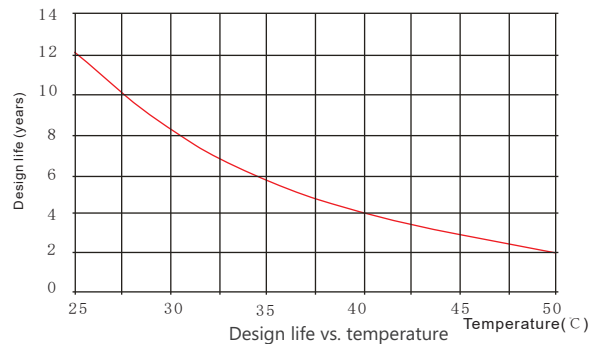
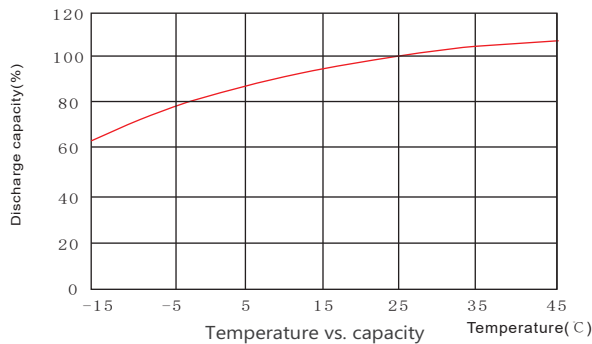
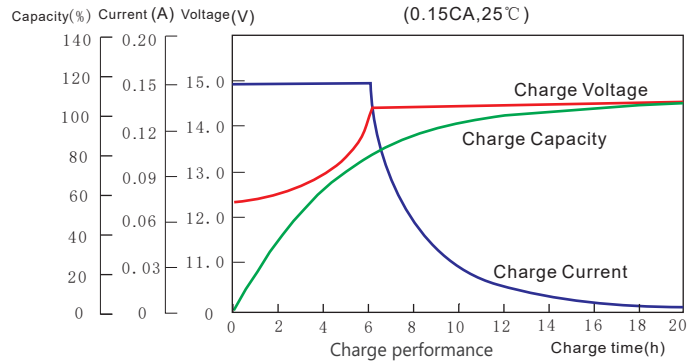
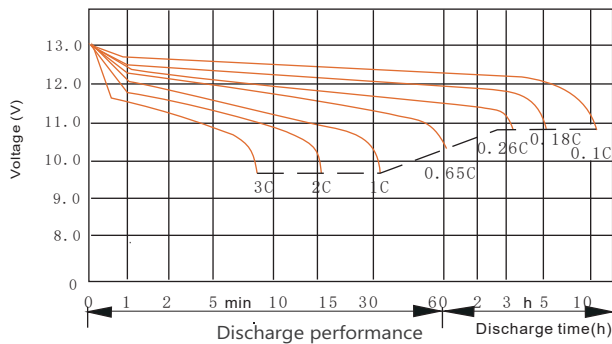
Constant Current Discharge Data (25°C, A)

End Voltage (V/cell)	min						h							
	10	15	20	25	30	45	1	1.5	2	3	4	5	6	10
1.60	112	98.4	77.8	66.5	53.2	40.7	29.7	23.2	18.2	12.8	10.1	8.30	7.00	4.50
1.65	107	94.0	73.8	63.0	51.2	38.7	28.3	22.3	17.4	12.3	9.70	7.90	6.80	4.48
1.67	105	91.6	71.8	61.6	49.4	37.8	27.4	21.8	17.2	12.0	9.50	7.80	6.70	4.42
1.70	103	88.8	69.7	59.8	48.0	36.7	26.3	21.4	16.8	11.8	9.30	7.60	6.60	4.33
1.75	96.8	83.7	65.8	56.5	45.6	35.0	25.2	20.7	16.3	11.4	8.90	7.30	6.30	4.28
1.80	92.2	80.7	63.7	54.5	43.7	33.8	23.8	19.7	15.7	10.8	8.60	7.00	6.20	4.20

Constant Power Discharge Data (25°C, W/CELL)

End Voltage (V/cell)	min						h							
	10	15	20	25	30	45	1	1.5	2	3	4	5	6	10
1.60	205	178	140	116	95.8	72.3	59.0	45.7	33.5	26.0	20.8	17.0	14.6	9.60
1.65	198	176	136	113	92.6	70.0	57.3	44.3	32.8	25.4	20.4	16.7	14.3	9.44
1.67	194	175	134	111	91.3	69.0	56.4	43.7	32.0	25.0	20.3	16.6	14.2	9.36
1.70	190	170	132	110	89.7	68.0	55.6	43.0	31.4	24.7	20.0	16.5	14.0	9.25
1.75	182	165	127	106	86.6	66.0	54.0	41.7	30.5	24.0	19.5	16.0	13.7	9.00
1.80	176	158	123	102	83.5	63.7	52.3	40.4	29.5	23.4	19.0	15.6	13.4	8.86

Performance Curve



Sacred Sun Power Sources Co., Ltd.

Add: No.1 Shengyang Road, Qufu 273100 PRC
Tel: +86-537-4422313 Fax: +86-537-4411980
Email: sales@sacredsuns.cn

Sacred Sun Hong Kong Co., Limited

Add: RM 19C Lockhart CTR 301-307 Lockhart RD Wan Chai, Hong Kong
Email: admin.hk@sacredsuns.hk

Sacred Sun Asia Pacific Pte Ltd.

Add: 1 Ubi View, #04-12, Focus One, Singapore 408555
Email: admin.sg@sacredsuns.sg

Sacred Sun Europe SARL

Add: ZAE Fontaine, 33210 Fargues, France
Email: admin.eu@sacredsuns.eu

Sacred Sun MEA FZE

Add: No. 311 office, Building LOB 14, JAFZA, Dubai, UAE
Email: admin.ae@sacredsuns.ae

