

UPS-FTA Series

UPS12-410FTA 12V110Ah

Sacred Sun front terminal batteries have been designed specifically for applications which demand the highest levels of security and reliability. The monoblocs have excellent high power discharge, compact design and standard footprint for 23' cabinets. Thick Pb-Ca-Sn alloy grids are designed to resist corrosion and prolong service life.



Benefits

- Very long life according to EUROBAT Classification
- High discharge performance
- High gas recombination efficiency
- Maximum charge efficiency
- Low self-discharge rate
- Easy installation and handling
- Centralized venting system

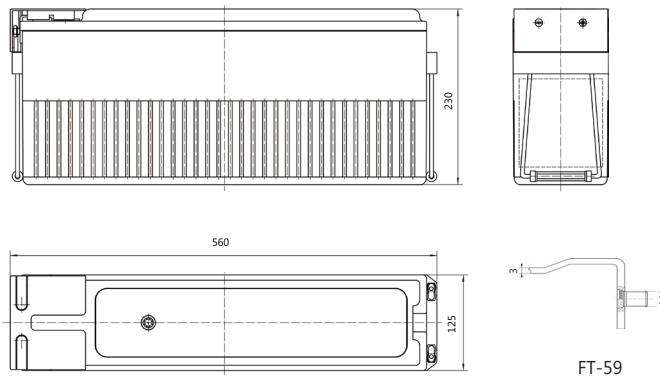
Applications

- Data center
- Power system
- UPS
- Emergency power
- Telecommunications

Standards

- IEC 60896-21/22
- BS 6290-4
- EUROBAT guide

Drawing



Specifications

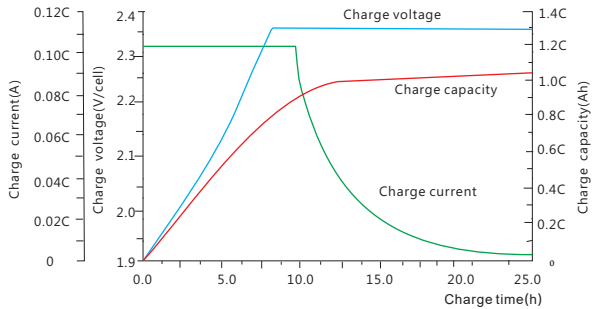
Battery Model	UPS12-410FTA			
Design Life (years, 25°C)	12+			
Capacity (25°C)	10min (1.60V)	15min (1.67V)	1HR (68.9A, 1.75V)	10HR(11.0A, 1.80V)
	535W	410W	68.9Ah	110Ah
Dimensions (mm)	Length	Width	Height	Total Height
	560	125	230	230
Approx. Weight (kg)	37.1			
Reference Internal Resistance (mΩ)	3.0 (fully charged @ 25°C)			
Maximum Discharge Current (A/3 Sec.)	980			
Self-Discharge (25°C)	≤ 2% per month			
Charge Voltage (V/cell, 25°C)	Cycle use		Float use	
	14.1(-3.5mV/°C/cell), max charge current: 22A		13.5 (-3.5mV/°C/cell)	
Short Circuit Current (A)	2500			

Discharge Data

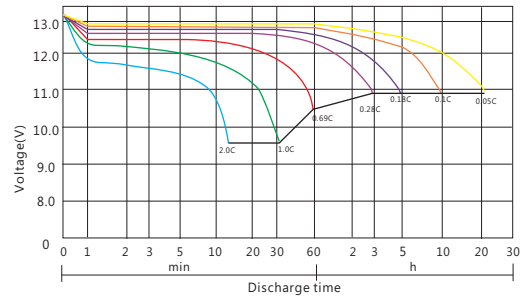
Constant Power Discharge Data (25°C, W/cell)														
End Voltage (V/cell)	min						h							
	5	10	15	20	30	45	1	1.5	2	3	4	5	6	10
1.60	727.0	535.0	422.0	355.0	269.5	195.5	154.4	119.0	89.60	62.5	47.40	41.50	35.70	23.60
1.65	710.0	522.0	415.5	344.2	260.3	190.0	145.0	117.5	87.20	59.6	46.60	40.90	35.20	23.10
1.67	701.2	514.6	410.0	339.6	256.0	184.9	143.8	115.5	84.50	58.5	45.40	40.10	34.60	22.80
1.70	691.0	508.0	404.0	334.5	252.2	182.7	142.6	114.0	83.50	57.4	44.90	39.50	34.10	22.60
1.75	661.0	486.0	386.0	321.3	244.3	178.5	140.0	111.5	82.80	56.5	44.20	39.00	33.70	22.30
1.80	590.0	420.0	325.0	261.0	201.1	160.5	127.7	107.1	81.70	55.5	43.40	38.60	33.50	22.00

Constant Current Discharge Data (25°C, A)														
End Voltage (V/cell)	min						h							
	5	10	15	20	30	45	1	1.5	2	3	4	5	6	10
1.60	360.0	263.0	212.0	175.0	128.0	95.5	74.0	58.0	44.8	30.5	23.6	20.2	17.6	11.5
1.65	349.0	255.3	207.0	168.0	125.0	94.1	71.3	56.9	43.0	29.5	23.1	20.0	17.4	11.4
1.67	345.0	253.0	203.0	164.0	122.0	90.6	70.8	55.8	42.0	28.9	22.6	19.7	17.2	11.3
1.70	339.0	248.0	198.0	161.5	120.0	88.6	69.1	55.1	41.0	28.2	22.3	19.4	17.0	11.2
1.75	325.0	238.0	188.7	156.0	117.0	86.3	67.5	53.9	40.6	27.8	22.0	19.1	16.8	11.1
1.80	285.0	205.0	161.7	129.0	97.0	78.4	63.2	52.2	39.7	27.5	21.6	18.7	16.7	11.0

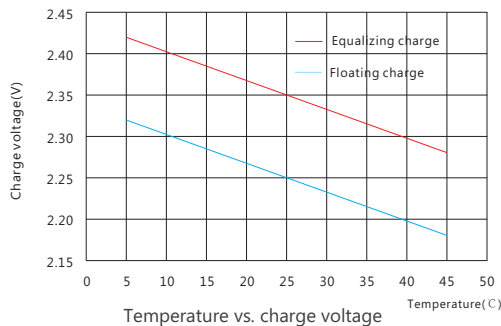
Performance Curve



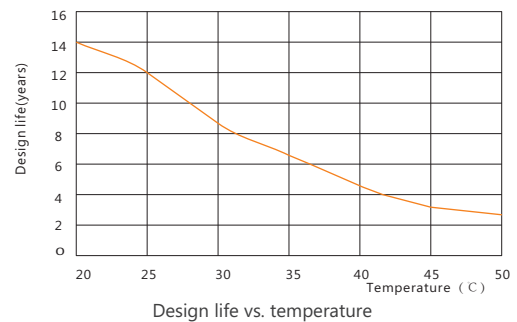
Charge performance



Discharge voltage vs. discharge time



Temperature vs. charge voltage



Design life vs. temperature

Sacred Sun Power Sources Co., Ltd.

Add: No.1 Shengyang Road, Qufu 273100 PRC
Tel: +86-537-4422313 Fax: +86-537-4411980
Email: sales@sacredsun.cn

Sacred Sun Hong Kong Co., Limited

Add: RM 19C Lockhart CTR 301-307 Lockhart RD Wan Chai, Hong Kong
Email: admin.hk@sacredsun.hk

Sacred Sun Asia Pacific Pte Ltd.

Add: 1 Ubi View, #04-12, Focus One, Singapore 408555
Email: admin.sg@sacredsun.sg

Sacred Sun Europe SARL

Add: ZAE Fontaine, 33210 Fargues, France
Email: admin.eu@sacredsun.eu

Sacred Sun MEA FZE

Add: No. 311 office, Building LOB 14, JAFZA, Dubai, UAE
Email: admin.ae@sacredsun.ae