

# HTB Series

## GFM-600HTE 2V600Ah

Sacred Sun HTB VRLA battery uses latest AGM technology designed for high temperature resistant performance with good cycle life and fast charging acceptance ability. Its average temperature can be 35-40 C. HTB's reduced needs for cooling saves energy and reduces cost. It is suitable for high temperature environments both in floating and cyclic applications.



### Benefits

- Long life according to EUROBAT Classification
- Specifically designed for semi-stable mains
- High discharge performance
- 99%+ gas recombination efficiency
- Maximum charge efficiency
- Low self-discharge rate
- Easy installation and handling

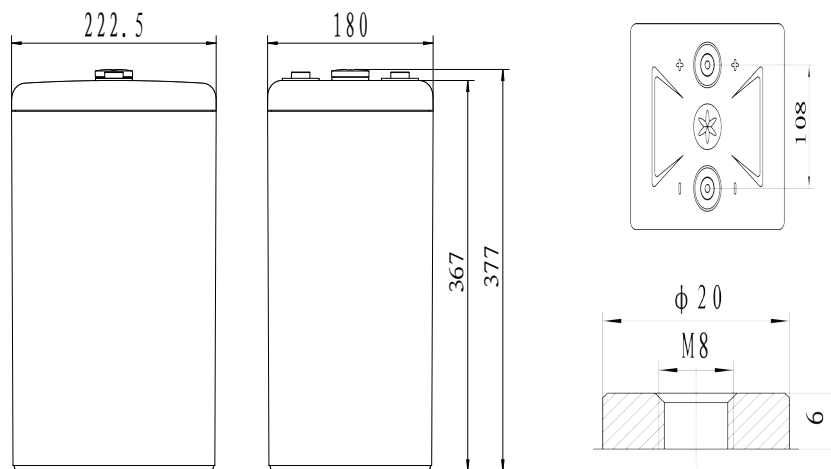
### Applications

- High temperature BTS
- Unstable grid BTS
- Remote area BTS
- Solar (Wind) energy storage system

### Standards

- JIS C8704-1
- JIS C8704-2
- IEC 60896-21/22
- IEC 61427
- EUROBAT guide

### Drawing



GFM-21

### Specifications

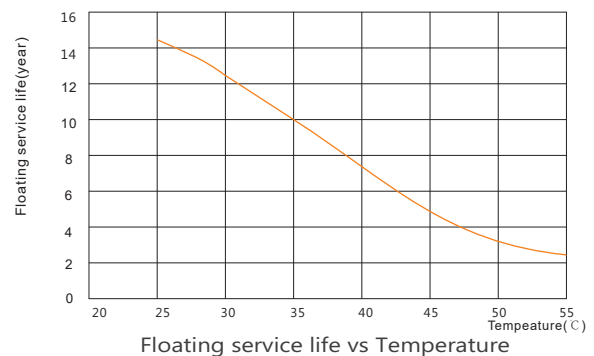
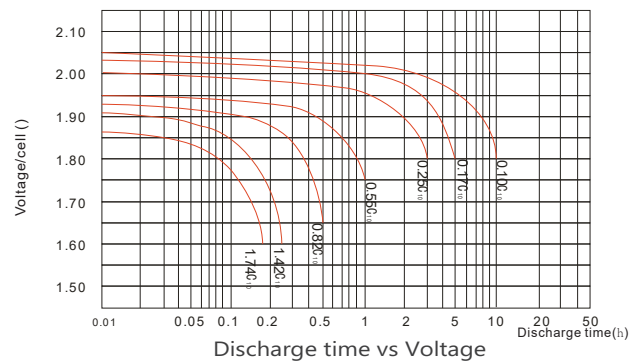
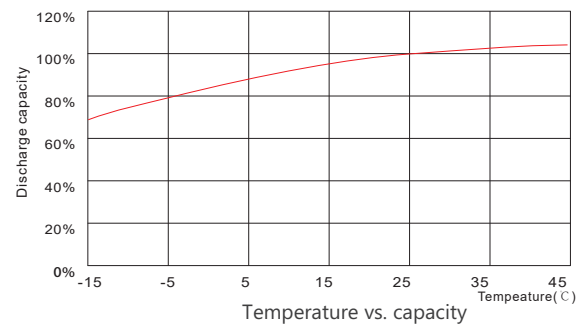
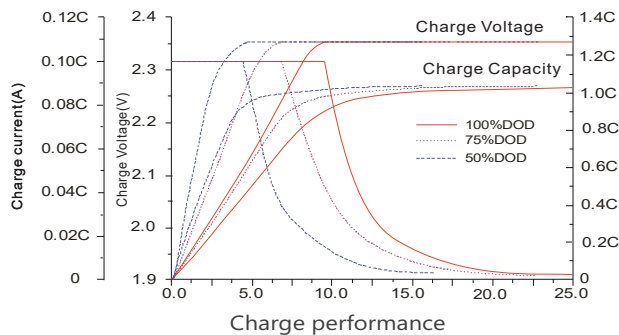
Battery Model	GFM-600HTE			
Design Life (years, 35°C)	10			
Capacity (Ah, 35°C)	10HR (68.2A, 1.80V)	5HR (114A, 1.80V)	3HR (168A, 1.80V)	1HR (378A, 1.75V)
	682	570	504	378
Dimensions (mm)	Length	Width	Height	Total Height
	222.5	180	367	377
Approx. Weight (kg)	36.8			
Reference Internal Resistance (mΩ)	0.26 ( fully charged @ 25°C)			
Maximum Discharge Current (A/5 Sec.)	3200			
Self-Discharge (25°C)	≤1.0 % per month			
Charge Voltage (V/cell, 25°C)	Cycle use		Float use	
	2.35 (-3.5mV/°C/cell), max charge current: 120A		2.25 (-3.5mV/°C/cell)	
Short Circuit Current (A)	7000			

## Discharge Data

Constant Current Discharge Data (35°C, A)												
End Voltage (V/cell)	min	h										
	30	1	2	3	4	5	6	8	10	24	48	100
1.75	604	378	233	171	143	115	101.0	80.9	69.3	29.7	16.7	8.8
1.80	565	368	229	168	141	114	100.0	80.1	68.2	29.5	16.3	8.6
1.85	506	353	221	164	138	111	98.5	78.5	65.2	29.1	15.2	8.3
1.88	486	341	215	162	136	110	97.2	77.7	60.9	28.9	14.6	8.1
1.90	469	323	212	159	134	108	96.3	76.7	59.9	28.7	14.5	8.0

Constant Power Discharge Data (35°C, W/cell)												
End Voltage (V/cell)	min	h										
	30	1	2	3	4	5	6	8	10	24	48	100
1.75	1122	734	465	339	256	230	202	166	138	68.2	32.9	16.6
1.80	1050	702	449	330	245	226	198	164	135	67.0	31.8	16.3
1.85	919	646	427	315	227	219	193	160	132	64.8	30.0	15.5
1.88	864	625	414	310	217	214	190	157	131	64.1	29.1	15.2
1.90	830	584	390	293	207	207	188	148	126	53.5	28.0	14.8

## Performance Curve



### Sacred Sun Power Sources Co., Ltd.

Add: No.1 Shengyang Road, Qufu 273100 PRC  
Tel: +86-537-4422313 Fax: +86-537-4411980  
Email: sales@sacredsun.cn

### Sacred Sun Hong Kong Co., Limited

Add: RM 19C Lockhart CTR 301-307 Lockhart RD Wan Chai, Hong Kong  
Email: admin.hk@sacredsun.hk

### Sacred Sun Asia Pacific Pte Ltd.

Add: 1 Ubi View, #04-12, Focus One, Singapore 408555  
Email: admin.sg@sacredsun.sg

### Sacred Sun Europe SARRL

Add: ZAE Fontaine, 33210 Fargues, France  
Email: admin.eu@sacredsun.eu

### Sacred Sun MEA FZE

Add: No. 311 office, Building LOB 14, JAFZA, Dubai, UAE  
Email: admin.ae@sacredsun.ae