

HTB Series

GFM-300HTE 2V300Ah

Sacred Sun HTB VRLA battery uses latest AGM technology designed for high temperature resistant performance with good cycle life and fast charging acceptance ability. Its average temperature can be 35-40 C. HTB's reduced needs for cooling saves energy and reduces cost. It is suitable for high temperature environments both in floating and cyclic applications.



Benefits

- Long life according to EUROBAT Classification
- Specifically designed for semi-stable mains
- High discharge performance
- 99%+ gas recombination efficiency
- Maximum charge efficiency
- Low self-discharge rate
- Easy installation and handling

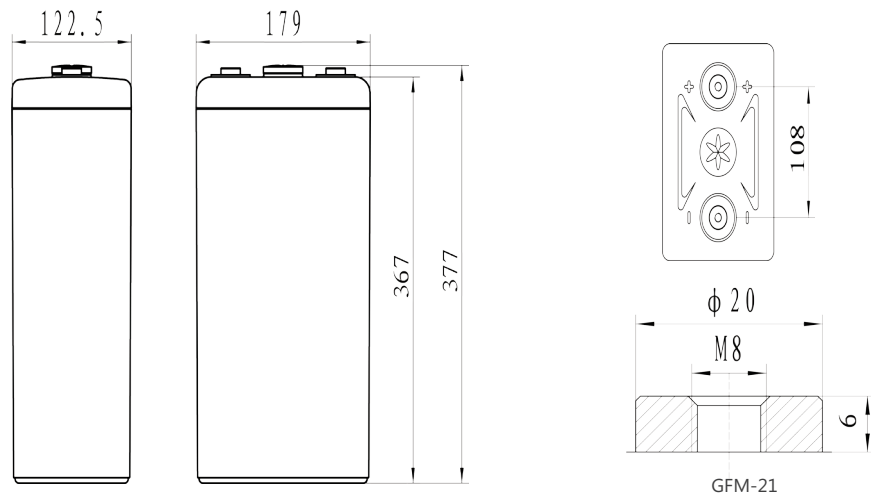
Applications

- High temperature BTS
- Unstable grid BTS
- Remote area BTS
- Solar (Wind) energy storage system

Standards

- JIS C8704-1
- JIS C8704-2
- IEC 60896-21/22
- IEC 61427
- EUROBAT guide

Drawing



Specifications

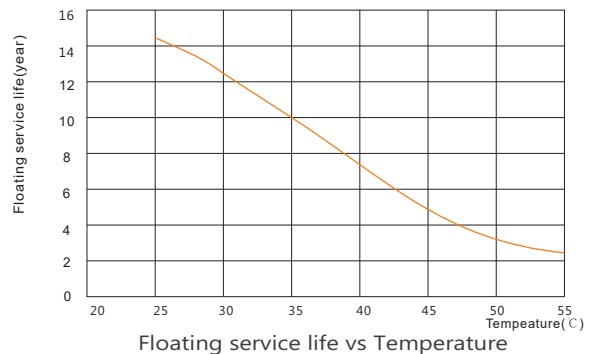
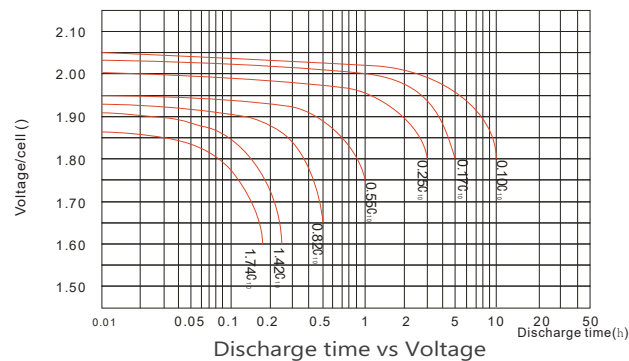
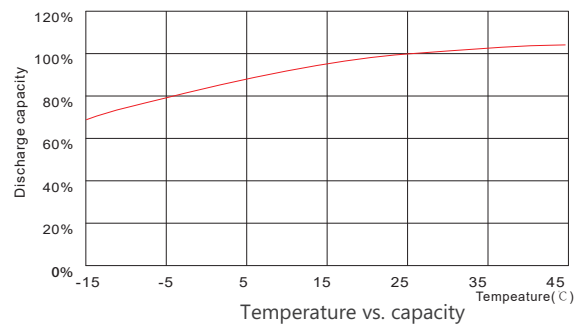
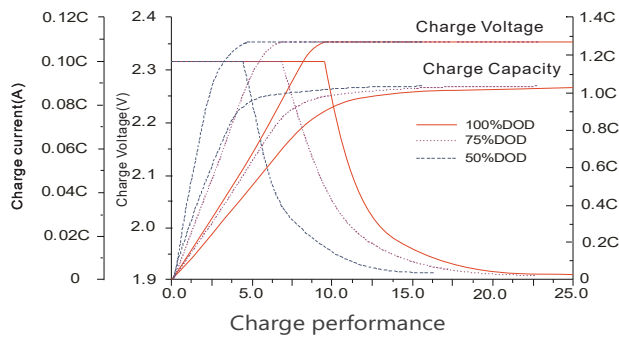
Battery Model	GFM-300HTE			
Design Life (years, 35°C)	10			
Capacity (Ah, 35°C)	10HR (30.4A, 1.80V)	5HR (53.0A, 1.80V)	3HR (77.4A, 1.80V)	1HR (167A, 1.75V)
	304	265	232.2	167
Dimensions (mm)	Length	Width	Height	Total Height
	122.5	179	367	377
Approx. Weight (kg)	19.7			
Reference Internal Resistance (mΩ)	0.38 (fully charged @ 25°C)			
Maximum Discharge Current (A/5 Sec.)	1600			
Self-Discharge (25°C)	≤1.0 % per month			
Charge Voltage (V/cell, 25°C)	Cycle use		Float use	
	2.35 (-3.5mV/°C/cell), max charge current: 60A		2.25 (-3.5mV/°C/cell)	
Short Circuit Current (A)	4500			

Discharge Data

Constant Current Discharge Data (35°C, A)												
End Voltage (V/cell)	min	h										
	30	1	2	3	4	5	6	8	10	24	48	100
1.75	242	167	105	78.5	66.1	53.6	46.4	36.9	30.8	13.6	7.6	4.2
1.80	233	163	103	77.4	65.2	53.0	45.8	36.6	30.4	13.5	7.3	4.1
1.85	222	150	101	76.3	64.2	52.3	44.9	35.8	29.6	13.3	7.1	4.0
1.88	195	131	100	67.0	58.6	50.2	47.4	34.1	28.0	12.8	6.6	3.7
1.90	170	122	93	63.9	56.8	49.7	47.1	33.5	27.4	12.2	6.4	3.6

Constant Power Discharge Data (35°C, W/cell)												
End Voltage (V/cell)	min	h										
	30	1	2	3	4	5	6	8	10	24	48	100
1.75	408	287	189	143	113.0	98.4	87.3	72.0	60.0	29.4	14.2	7.3
1.80	383	278	183	140	119.0	97.4	86.3	71.0	59.3	29.1	13.8	7.2
1.85	360	250	162	127	98.5	91.3	84.2	64.9	55.1	27.7	12.9	6.9
1.88	319	229	149	122	93.4	85.2	82.2	63.9	53.5	27.1	12.4	6.8
1.90	277	196	137	101	89.3	80.0	80.2	61.9	51.2	26.1	11.7	6.5

Performance Curve



Sacred Sun Power Sources Co., Ltd.

Add: No.1 Shengyang Road, Qufu 273100 PRC
Tel: +86-537-4422313 Fax: +86-537-4411980
Email: sales@sacredsun.cn

Sacred Sun Hong Kong Co., Limited

Add: RM 19C Lockhart CTR 301-307 Lockhart RD Wan Chai, Hong Kong
Email: admin.hk@sacredsun.hk

Sacred Sun Asia Pacific Pte Ltd.

Add: 1 Ubi View, #04-12, Focus One, Singapore 408555
Email: admin.sg@sacredsun.sg

Sacred Sun Europe SARRL

Add: ZAE Fontaine, 33210 Fargues, France
Email: admin.eu@sacredsun.eu

Sacred Sun MEA FZE

Add: No. 311 office, Building LOB 14, JAFZA, Dubai, UAE
Email: admin.ae@sacredsun.ae