

HTB Series

FTA12-175U 12V175Ah

Sacred Sun front terminal batteries have been designed specifically for applications which demand the highest levels of security and reliability. The monoblocs have excellent high rate performance, compact design and standard footprint for 19" and 23" cabinets. Thick Pb-Ca-Sn alloy grids are designed to resist corrosion and prolong service life. It is suitable for high temperature environment in telecommunication application. The recommended operating temperature is +15 to 35 °C.



Benefits

- Long life according to EUROBAT Classification
- High discharge performance
- High gas recombination efficiency
- Maximum charge efficiency
- Low self-discharge rate
- Easy installation and handling
- Centralized venting system

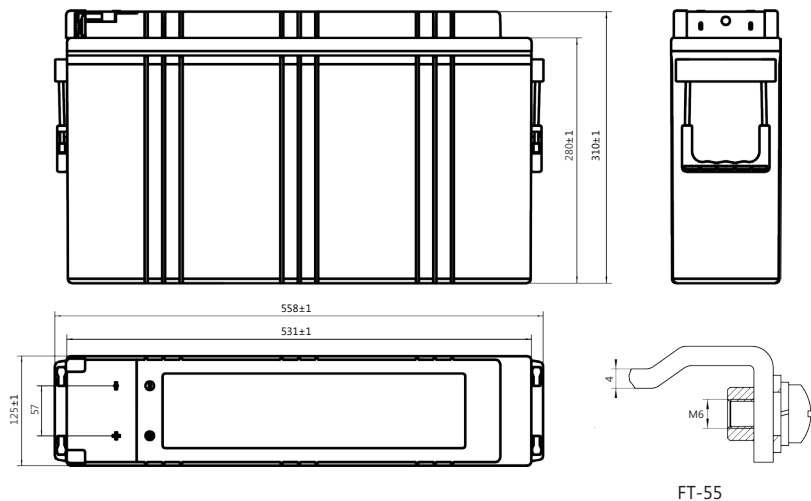
Applications

- Telecommunications
- Power system
- UPS
- Emergency power
- Data center

Standards

- IEC 60896-21/22
- BS 6290-4
- EUROBAT guide

Drawing



FT-55

Specifications

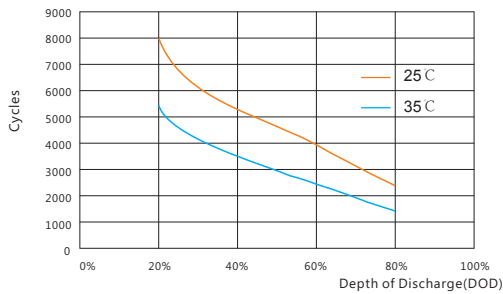
Battery Model	FTA12-175U			
Design Life (years, 25°C)	18			
Capacity (Ah, 25°C)	10HR (17.5A, 1.80V)	5HR (31.5A, 1.80V)	3HR (46.4A, 1.80V)	1HR(97.7A, 1.75V)
	175	157.5	139.2	97.7
Dimensions (mm)	Length	Width	Height	Total Height
	558±1	125±1	310±1	310±1
Approx. Weight (kg)	54 ±1.1			
Reference Internal Resistance (mΩ)	3.3 (fully charged @ 25°C)			
Maximum Discharge Current (A/3 Sec.)	1405			
Self-Discharge (25°C)	≤1.5% per month			
Charge Voltage (V/cell, 25°C)	Cycle use		Float use	
	2.35 (-3.5mV/°C/cell), max charge current: 35A		2.25 (-3.5mV/°C/cell)	
Short Circuit Current (A)	3650			

Discharge Data

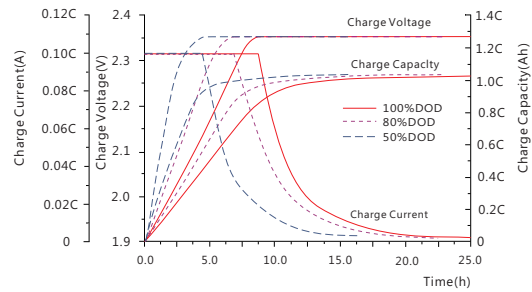
Constant Current Discharge Data (25°C, A)														
End Voltage (V/cell)	min					h								
	5	10	15	30	45	1	2	3	4	5	6	8	10	20
1.60	483.5	386.8	307.0	199.0	142.0	116.3	69.5	50.10	40.9	33.00	28.10	21.90	18.40	9.90
1.65	451.8	354.2	300.9	189.0	140.4	110.1	67.9	48.70	40.2	32.60	28.10	21.80	18.20	9.80
1.70	415.3	318.7	279.3	186.0	130.1	100.3	66.2	47.80	39.5	32.30	27.70	21.50	18.00	9.70
1.75	382.8	292.1	262.5	183.6	126.9	97.7	65.1	47.20	38.8	31.90	27.40	21.30	17.90	9.65
1.80	341.4	271.3	241.7	166.0	113.9	90.6	63.3	46.40	38.5	31.50	27.10	21.00	17.50	9.60

Constant Power Discharge Data (25°C, W/cell)														
End Voltage (V/cell)	min					h								
	5	10	15	30	45	1	2	3	4	5	6	8	10	20
1.60	824.0	663.0	548.0	376.0	293.0	222	144.0	97.20	78.2	65.00	55.50	43.00	36.80	19.00
1.65	788.0	624.0	535.0	362.0	283.0	216	139.3	93.10	77.2	64.70	54.70	43.80	36.10	18.97
1.70	749.0	581.0	509.0	352.0	261.0	206	135.0	91.70	76.2	62.40	53.60	43.50	35.32	18.94
1.75	706.0	545.0	490.0	342.0	253.0	202	134.0	90.80	75.3	62.00	53.20	43.30	35.20	18.90
1.80	657.0	525.0	468.0	329.0	230.0	195	131.0	90.00	74.9	61.40	52.90	43.00	34.50	18.86

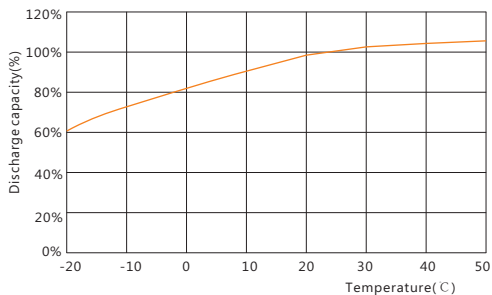
Performance Curve



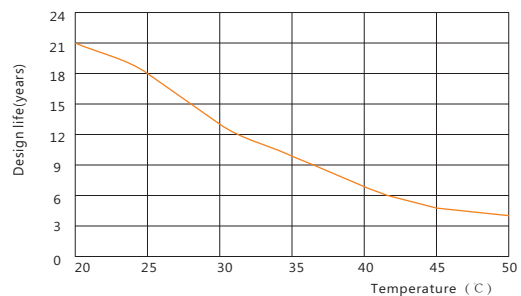
Cycle life vs. discharge depth



Charge capacity vs. charge time



Discharge capacity vs. temperature



Design life vs. temperature

Sacred Sun Power Sources Co., Ltd.

No.1 Shengyang Road Qufu City, PRC

Sacred Sun Asia Pacific Pte Ltd.

1 Ubi View, #04-12, Focus One, Singapore

Sacred Sun France SARL

ZAE Fontaine, 33210 Fargues, France

Sacred Sun MEA FZE

Jebel Ali, Dubai, UAE

