

# FTJ Series

## 6FTJ-100B 12V100Ah

FTJ VRLA front terminal flat plate gel battery has good heat dissipation and floating standby performance. Its specially designed gas gathering and exhaust system effectively ensures security of the system. FTJ series is designed especially for 19" and 23" power supply cabinets mainly used in small outdoor base stations. It is suitable for harsh environment of high-low temperature and poor grid conditions.



### Benefits

- Long life according to EUROBAT Classification
- High discharge performance
- High gas recombination efficiency
- Maximum charge efficiency
- GEL state electrolyte prevents leakage and layering
- Low resistance PVC or PF micro-porous separator ensure Low self-discharge rate
- Easy installation and handling
- Centralized venting system

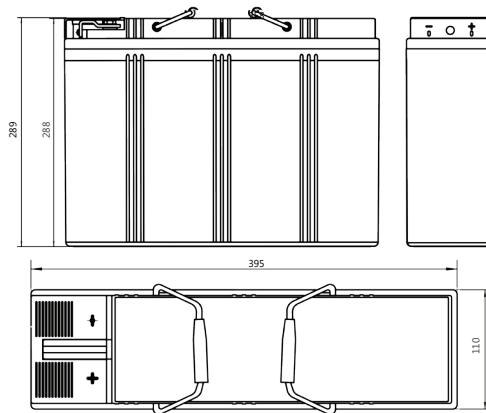
### Applications

- Telecommunications
- Power system
- UPS
- Emergency power

### Standards

- IEC 60896-21/22
- DIN43539-T5
- EUROBAT guide

### Drawing



### Specifications

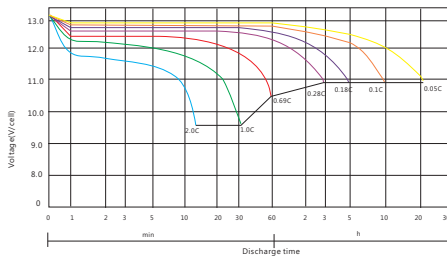
Battery Model	6FTJ-100B			
Design Life (years, 25°C)	12			
Capacity (Ah, 25°C)	20HR (5.0A, 1.75V)	10HR (9.0A, 1.80V)	5HR (15.5A, 1.80V)	1HR(43.7A, 1.80V)
	100	90	77.5	43.7
Dimensions (mm)	Length	Width	Height	Total Height
	395	110	288	288
Approx. Weight (kg)	33.8			
Reference Internal Resistance (mΩ)	5.5 ( fully charged @ 25°C)			
Maximum Discharge Current (A/3 Sec.)	847			
Self-Discharge (25°C)	≤ 2% per month			
Charge Voltage (V/cell, 25°C)	Cycle use		Float use	
	2.33 (-3.5mV/°C/cell), max charge current: 18A		2.22 (-3.5mV/°C/cell)	
Short Circuit Current (A)	2100			

## Discharge Data

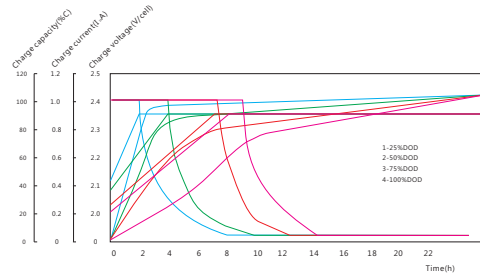
Constant Current Discharge Data (25°C, A)																	
End Voltage (V/cell)	min						h										
	5	10	15	20	30	45	1	1.5	2	3	4	5	6	8	10	20	
1.60	268	196	153	128	97.6	66.8	52.0	43.1	33.0	26.1	21.3	17.2	17.0	13.1	9.84	5.29	
1.65	255	190	146	124	93.7	64.2	49.5	42.2	32.0	25.4	20.8	16.8	16.5	12.8	9.65	5.19	
1.70	241	179	139	117	90.1	61.5	47.9	41.0	31.1	24.4	20.3	16.2	15.9	12.5	9.45	5.10	
1.75	231	170	134	112	86.9	59.5	46.0	39.7	30.2	24.0	19.7	15.8	15.6	12.2	9.27	5.00	
1.80	215	159	127	105	82.2	56.1	43.7	38.2	29.0	23.3	19.0	15.5	15.1	11.8	9.00	4.80	

Constant Power Discharge Data (25°C, W/cell)																	
End Voltage (V/cell)	min						h										
	5	10	15	20	30	45	1	1.5	2	3	4	5	6	8	10	20	
1.60	464	341	266	225	172	118	92.5	77.1	59.1	47.3	39.0	31.8	31.5	24.6	18.9	10.3	
1.65	444	332	256	219	167	114	88.6	76.0	57.9	46.5	38.5	31.2	30.8	24.2	18.7	10.2	
1.70	421	319	246	210	162	111	87.2	75.0	56.8	45.1	38.0	30.3	30.2	23.7	18.5	10.1	
1.75	409	307	239	204	158	109	84.6	73.4	56.2	44.9	37.2	29.9	30.0	23.3	18.4	10.0	
1.80	394	288	232	195	152	105	82.2	72.2	55.1	44.4	36.5	29.6	29.3	23.0	18.0	9.74	

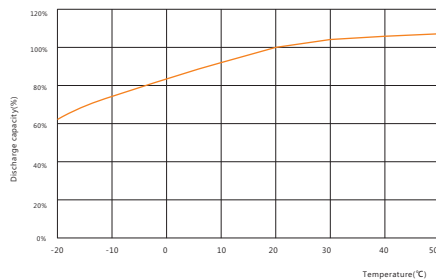
## Performance Curve



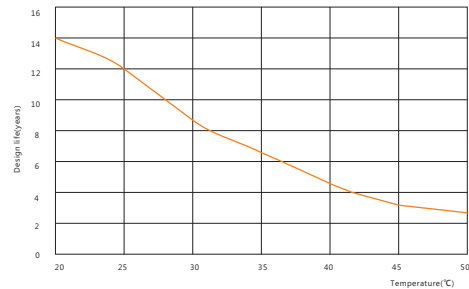
Discharge voltage vs. discharge time



Charge capacity vs. charge time



Discharge capacity vs. temperature



Design life vs. temperature

### Sacred Sun Power Sources Co., Ltd.

Add: No.1 Shengyang Road, Qufu 273100 PRC  
Tel: +86-537-4422313 Fax: +86-537-4411980  
Email: sales@sacredsun.cn

### Sacred Sun Hong Kong Co., Limited

Add: RM 19C Lockhart CTR 301-307 Lockhart RD Wan Chai, Hong Kong  
Email: admin.hk@sacredsun.hk

### Sacred Sun Asia Pacific Pte Ltd.

Add: 1 Ubi View, #04-12, Focus One, Singapore 408555  
Email: admin.sg@sacredsun.sg

### Sacred Sun Europe SARRL

Add: ZAE Fontaine, 33210 Fargues, France  
Email: admin.eu@sacredsun.eu

### Sacred Sun MEA FZE

Add: No. 311 office, Building LOB 14, JAFZA, Dubai, UAE  
Email: admin.ae@sacredsun.ae

