

HRL Series

HRL12-770W 12V200Ah



Sacred Sun HRL batteries adopt new appearance and constructure design, automatically welding+throug the partition welding+heat sealing technolgy, full automatic production process with good consistency. It has excellent high power discharge, long floating backup time and fast charging performance. It can be widely used in data center, UPS, IDC room.

Benefits

- Very long life according to EUROBAT Classification
- High power density, 30% higher than ordinary batteries
- Special lead paste formual and additives improve the battery service life
- Maximum charge efficiency
- Low self-discharge rate
- Wide range of power, easy sizing of batteries
- Easy installation and handling

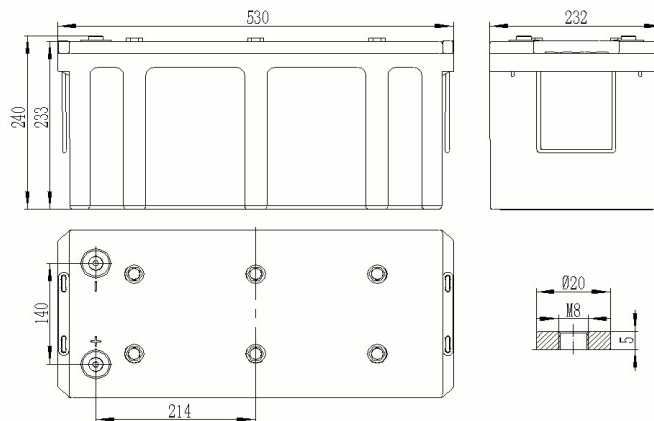
Applications

- Data center
- UPS
- IDC room
- Emergency power
- HVDC system

Standards

- IEC 60896-21/22
- JIS C8704-1/2
- EUROBAT guide

Drawing



Specifications

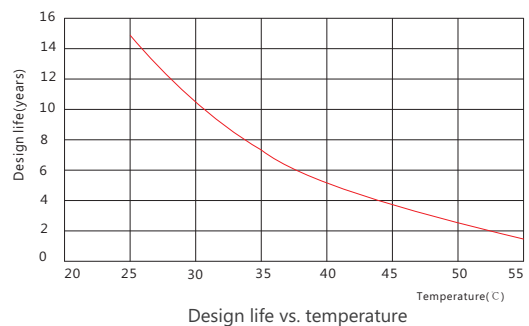
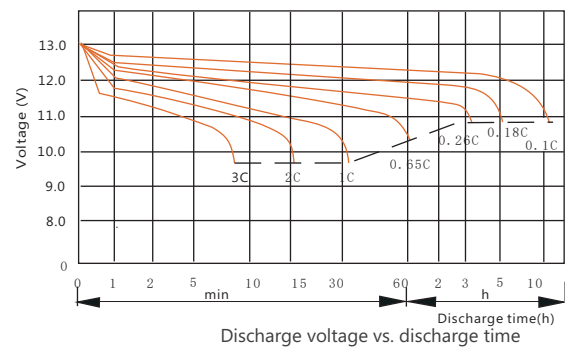
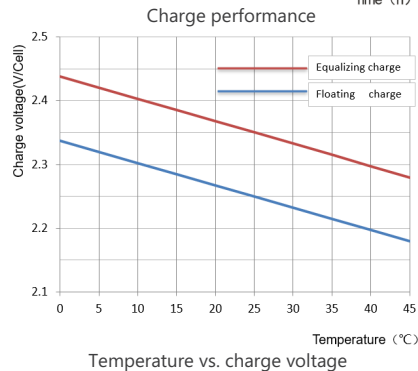
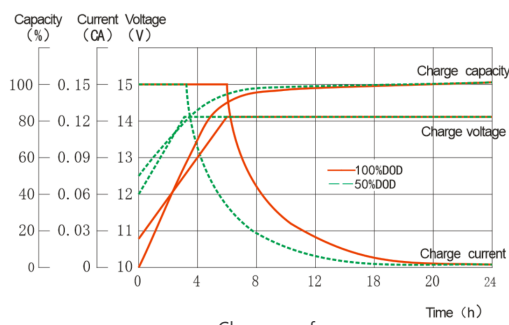
Battery Model	HRL12-770W			
Design Life (years, 25°C)	15			
Capacity (Ah, 25°C)	10min (1.60V)	15min (1.67V)	1HR (123A, 1.70V)	10HR(20A, 1.80V)
	950W	770W	123	200
Dimensions (mm)	Length	Width	Height	Total Height
	530	232	233	240
Approx. Weight (kg)	67.5			
Reference Internal Resistance (mΩ)	1.8 (fully charged @ 25°C)			
Maximum Discharge Current (A/3 Sec.)	2200			
Self-Discharge (25°C)	≤ 2% per month			
Charge Voltage (V/cell, 25°C)	Cycle use		Float use	
	2.35(-3.5mV/°C/cell), max charge current: 50A		2.25 (-3.5mV/°C/cell)	
Short Circuit Current (A)	5800			

Discharge Data

Constant Power Discharge Data (25°C, W/cell)																
End Voltage (V/cell)	min							h								
	5	10	15	20	25	30	45	1	1.5	2	3	4	5	6	8	10
1.60	1180	950	797	637	534	442	330	243	195	160	120	92.0	74.8	64.8	50.3	41.4
1.65	1080	928	782	628	528	437	328	242	194	159	119	91.4	74.7	64.7	50.2	41.3
1.67	1060	910	770	620	524	433	326	240	192	158	118	91.0	74.5	64.5	50.0	41.2
1.70	1030	886	750	612	517	428	324	238	190	157	117	90.5	74.2	64.4	49.8	41.0
1.75	990	820	710	586	502	417	318	235	187	155	115	89.0	73.6	63.8	49.6	40.7
1.80	950	760	670	562	484	403	310	230	183	150	112	87.6	72.9	63.4	49.0	40.4

Constant Current Discharge Data (25°C, A)																
End Voltage (V/cell)	min							h								
	5	10	15	20	25	30	45	1	1.5	2	3	4	5	6	8	10
1.60	650	570	447	350	290	236	174	127	101	83.0	62.0	47.3	38.4	33.2	25.6	21.0
1.65	610	553	436	344	285	232	172	126	100	82.2	61.3	46.8	38.2	33.0	25.5	20.9
1.67	590	538	427	338	282	228	170	125	99.0	81.5	60.7	46.5	38.0	32.8	25.4	20.8
1.70	580	520	416	332	277	226	168	123	97.8	80.6	59.8	46.0	37.7	32.6	25.2	20.7
1.75	550	478	388	315	265	218	164	120	95.2	78.5	58.0	45.0	37.0	32.0	24.8	20.4
1.80	520	430	357	296	252	207	158	116	92.0	76.0	56.0	43.8	36.4	31.6	24.4	20.0

Performance Curve



Sacred Sun Power Sources Co., Ltd.

Add: No.1 Shengyang Road, Qufu 273100 PRC
Tel: +86-537-4422313 Fax: +86-537-4411980
Email: sales@sacredsun.cn

Sacred Sun Hong Kong Co., Limited

Add: RM 19C Lockhart CTR 301-307 Lockhart RD Wan Chai, Hong Kong
Email: admin.hk@sacredsun.hk

Sacred Sun Asia Pacific Pte Ltd.

Add: 1 Ubi View, #04-12, Focus One, Singapore 408555
Email: admin.sg@sacredsun.sg

Sacred Sun Europe SARL

Add: ZAE Fontaine, 33210 Fargues, France
Email: admin.eu@sacredsun.eu

Sacred Sun MEA FZE

Add: No. 311 office, Building LOB 14, JAFZA, Dubai, UAE
Email: admin.ae@sacredsun.ae