

HRL Series

HRL12-700W 12V195Ah

Sacred Sun HRL batteries adopt new appearance and constructure design, automatically welding+throug the partition welding+heat sealing technolgy, full automatic production process with good consistency. It has excellent high power discharge, long floating backup time and fast charging performance. It can be widely used in data center, UPS, IDC room.



Benefits

- Very long life according to EUROBAT Classification
- High power density, 30% higher than ordinary batteries
- Special lead paste formual and additives improve the battery service life
- Maximum charge efficiency
- Low self-discharge rate
- Wide range of power, easy sizing of batteries
- Easy installation and handling

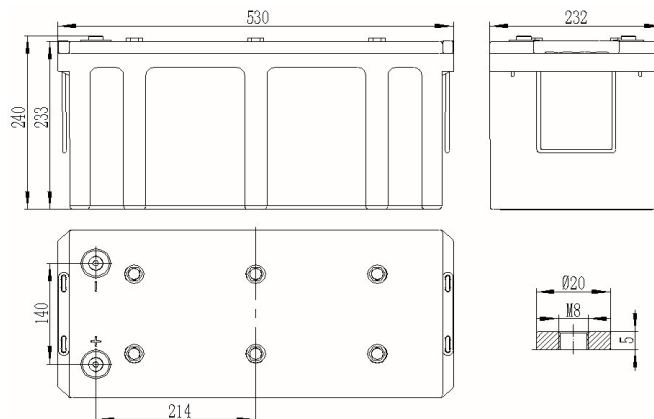
Applications

- Data center
- UPS
- IDC room
- Emergency power
- HVDC system

Standards

- IEC 60896-21/22
- JIS C8704-1/2
- EUROBAT guide

Drawing



Specifications

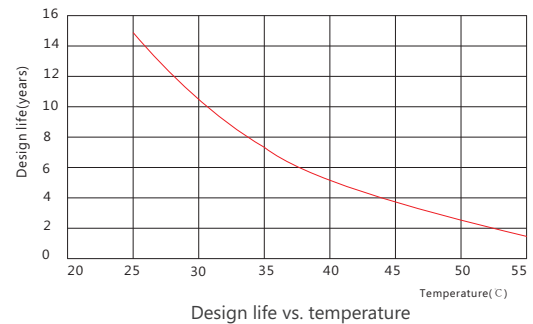
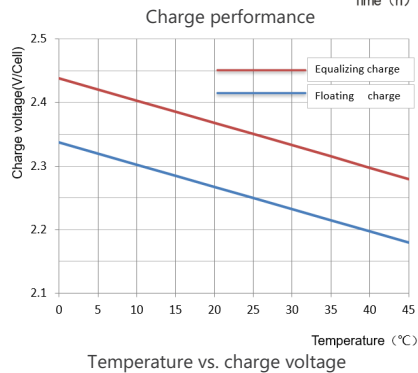
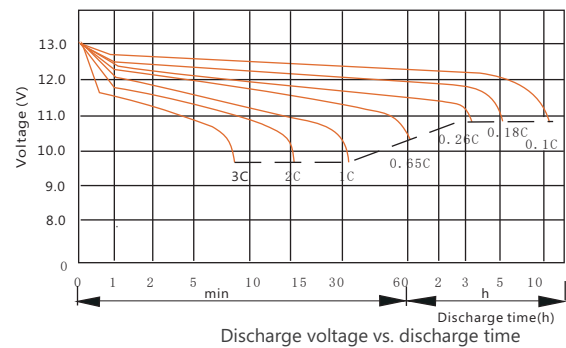
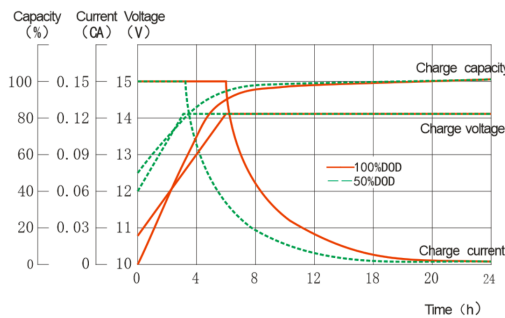
Battery Model	HRL12-700W			
Design Life (years, 25°C)	15			
Capacity (Ah, 25°C)	10min (1.60V)	15min (1.67V)	1HR (120A, 1.70V)	10HR(19.5A, 1.80V)
	860W	700W	120	195
Dimensions (mm)	Length	Width	Height	Total Height
	530	232	233	240
Approx. Weight (kg)	64.8			
Reference Internal Resistance (mΩ)	2.0 (fully charged @ 25°C)			
Maximum Discharge Current (A/3 Sec.)	2100			
Self-Discharge (25°C)	≤ 2% per month			
Charge Voltage (V/cell, 25°C)	Cycle use		Float use	
	2.35(-3.5mV/°C/cell), max charge current: 50A		2.25 (-3.5mV/°C/cell)	
Short Circuit Current (A)	5400			

Discharge Data

Constant Power Discharge Data (25°C, W/cell)																
End Voltage (V/cell)	min							h								
	5	10	15	20	25	30	45	1	1.5	2	3	4	5	6	8	10
1.60	1100	860	727	597	510	422	318	230	192	160	117	89.4	72.0	62.2	48.8	40.4
1.65	1000	847	712	587	503	417	317	238	191	159	116	88.8	71.8	62.0	48.6	40.3
1.67	980	820	700	578	498	413	315	236	189	158	115	88.5	71.6	61.8	48.5	40.2
1.70	950	797	680	566	490	408	312	234	188	157	114	87.8	71.4	61.6	48.3	40.0
1.75	920	742	640	540	474	396	306	226	183	154	112	86.6	70.8	61.2	48.0	39.7
1.80	870	675	600	508	453	362	290	204	168	140	106	85.0	70.3	60.6	46.5	38.4

Constant Current Discharge Data (25°C, A)																
End Voltage (V/cell)	min							h								
	5	10	15	20	25	30	45	1	1.5	2	3	4	5	6	8	10
1.60	620	524	395	322	274	225	168	125	100	83.0	60.5	46.0	36.8	31.8	24.8	20.5
1.65	580	508	386	316	268	220	166	123	98.5	82.0	59.8	45.6	36.7	31.6	24.7	20.4
1.67	560	495	378	310	266	218	165	122	97.5	81.3	59.2	45.2	36.5	31.4	24.5	20.3
1.70	550	478	368	303	260	215	163	120	96.2	80.3	58.4	44.8	36.3	31.2	24.4	20.2
1.75	510	438	346	286	248	206	158	117	93.2	77.8	56.6	43.7	35.7	30.8	24.0	19.8
1.80	470	394	320	267	236	197	152	113	89.7	75.0	54.5	42.5	35.0	30.2	23.6	19.5

Performance Curve



Sacred Sun Power Sources Co., Ltd.

Add: No.1 Shengyang Road, Qufu 273100 PRC
Tel: +86-537-4422313 Fax: +86-537-4411980
Email: sales@sacredsun.cn

Sacred Sun Hong Kong Co., Limited

Add: RM 19C Lockhart CTR 301-307 Lockhart RD Wan Chai, Hong Kong
Email: admin.hk@sacredsun.hk

Sacred Sun Asia Pacific Pte Ltd.

Add: 1 Ubi View, #04-12, Focus One, Singapore 408555
Email: admin.sg@sacredsun.sg

Sacred Sun Europe SARL

Add: ZAE Fontaine, 33210 Fargues, France
Email: admin.eu@sacredsun.eu

Sacred Sun MEA FZE

Add: No. 311 office, Building LOB 14, JAFZA, Dubai, UAE
Email: admin.ae@sacredsun.ae

