

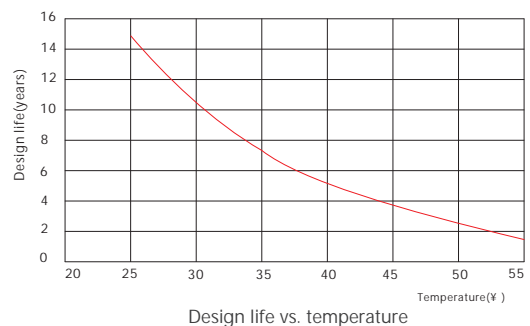
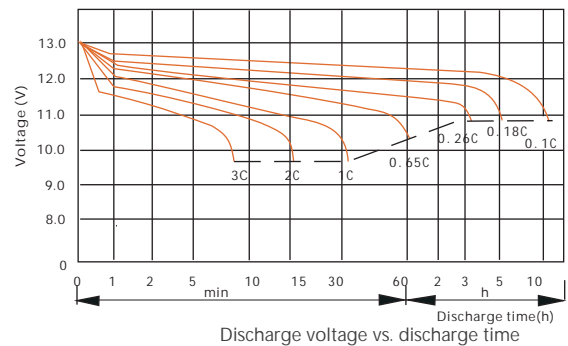
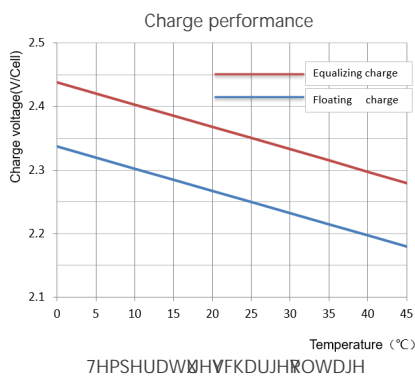


## Discharge Data

Constant Power Discharge Data (25°C, W/cell)																	
End Voltage (V/cell)	min							h									
	5	10	15	20	25	30	45	1	1.5	2	3	4	5	6	8	10	
1.60	960	730	580	465	397	328	257	176	150	120	83.6	64.6	53.4	46.0	35.8	30.0	
1.65	900	725	575	460	393	325	254	174	149	119	83.2	64.3	53.0	45.8	35.7	29.8	
1.67	870	720	570	456	388	322	252	173	148	118	82.8	64.0	52.8	45.6	35.5	29.7	
1.70	850	690	550	450	384	318	248	170	147	117	82.4	63.7	52.6	45.4	35.3	29.5	
1.75	810	670	535	437	373	310	243	167	144	115	81.3	62.8	52.0	44.8	34.8	29.0	
1.80	770	640	500	420	360	296	234	162	140	113	80.0	61.8	51.2	44.2	34.3	28.7	

Constant Current Discharge Data (25°C, A)																	
End Voltage (V/cell)	min							h									
	5	10	15	20	25	30	45	1	1.5	2	3	4	5	6	8	10	
1.60	550	430	326	257	215	175	135	91.2	77.8	61.8	43.0	33.3	27.4	23.5	18.2	15.2	
1.65	515	422	320	252	212	173	133	90.2	77.0	61.2	42.7	33.0	27.0	23.3	18.1	15.1	
1.67	500	415	316	248	208	170	132	89.2	76.3	60.7	42.4	32.8	27.0	23.2	18.0	15.0	
1.70	490	405	310	244	206	167	130	88.2	75.4	60.0	42.0	32.5	26.7	23.0	17.8	14.9	
1.75	450	384	296	234	197	162	125	85.2	73.4	58.6	41.2	31.8	26.2	22.5	17.5	14.6	
1.80	420	360	280	222	187	154	116	81.2	71.0	56.8	40.0	31.0	25.6	22.0	17.0	14.2	

## Performance Curve



### Sacred Sun Power Sources Co., Ltd.

Add: No.1 Shengyang Road, Qufu 273100 PRC  
Tel: +86-537-4422313 Fax: +86-537-4411980  
Email: sales@sacredsun.cn

### Sacred Sun Hong Kong Co., Limited

Add: RM 19C Lockhart CTR 301-307 Lockhart RD Wan Chai, Hong Kong  
Email: admin.hk@sacredsun.hk

### Sacred Sun Asia Pacific Pte Ltd.

Add: 1 Ubi View, #04-12, Focus One, Singapore 408555  
Email: admin.sg@sacredsun.sg

### Sacred Sun Europe SARL

Add: ZAE Fontaine, 33210 Fargues, France  
Email: admin.eu@sacredsun.eu

### Sacred Sun MEA FZE

Add: No. 311 office, Building LOB 14, JAFZA, Dubai, UAE  
Email: admin.ae@sacredsun.ae