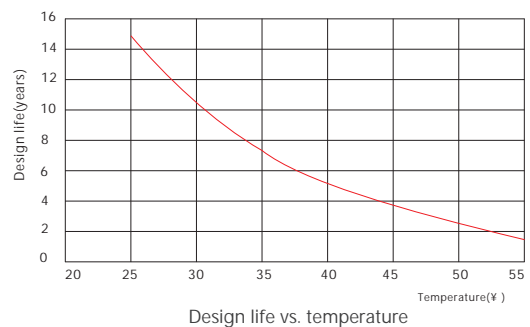
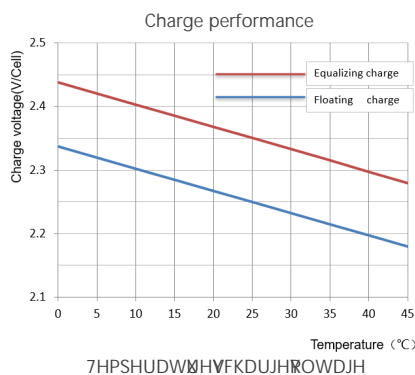
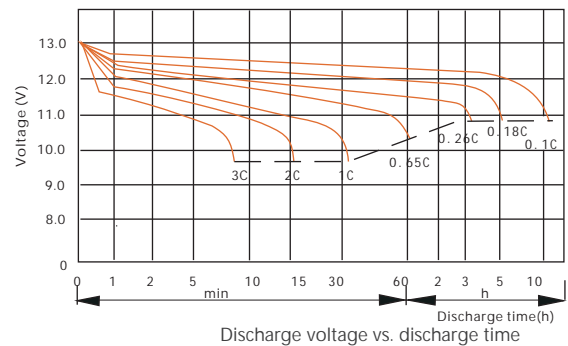


Discharge Data

Constant Power Discharge Data (25°C, W/cell)																
End Voltage (V/cell)	min							h								
	5	10	15	20	25	30	45	1	1.5	2	3	4	5	6	8	10
1.60	672	584	490	380	314	257	198	145	117	96.4	68.0	52.5	43.8	37.8	29.8	24.7
1.65	662	576	482	374	308	254	196	143	116	95.6	67.6	52.2	43.6	37.6	29.7	24.5
1.67	656	570	475	366	304	252	193	142	115	94.8	67.2	51.8	43.4	37.4	29.6	24.3
1.70	633	550	440	362	298	247	190	140	114	94.0	66.7	51.5	43.0	37.0	29.4	24.2
1.75	610	530	420	347	285	238	183	135	110	91.8	65.5	50.5	42.3	36.5	28.8	23.7
1.80	575	500	390	328	268	206	165	130	108	89.3	64.0	49.4	41.5	35.8	28.2	23.2

Constant Current Discharge Data (25°C, A)																
End Voltage (V/cell)	min							h								
	5	10	15	20	25	30	45	1	1.5	2	3	4	5	6	8	10
1.60	394	343	274	210	170	137	105	75.5	60.8	49.8	35.0	27.0	22.5	19.3	15.2	12.5
1.65	386	336	268	205	167	135	103	74.3	60.0	49.3	34.7	26.7	22.3	19.2	15.1	12.4
1.67	380	330	263	200	164	133	100	73.3	59.4	48.8	34.4	26.5	22.0	19.0	15.0	12.3
1.70	370	322	257	197	160	130	99.0	72.0	58.5	48.0	34.0	26.2	21.8	18.8	14.8	12.2
1.75	340	304	242	185	150	124	94.2	69.0	56.4	46.6	33.0	25.5	21.3	18.4	14.5	11.8
1.80	310	283	225	173	140	116	88.6	65.4	54.0	44.8	32.0	24.7	20.7	17.8	14.0	11.5

Performance Curve



Sacred Sun Power Sources Co., Ltd.

Add: No.1 Shengyang Road, Qufu 273100 PRC
Tel: +86-537-4422313 Fax: +86-537-4411980
Email: sales@sacredsun.cn

Sacred Sun Hong Kong Co., Limited

Add: RM 19C Lockhart CTR 301-307 Lockhart RD Wan Chai, Hong Kong
Email: admin.hk@sacredsun.hk

Sacred Sun Asia Pacific Pte Ltd.

Add: 1 Ubi View, #04-12, Focus One, Singapore 408555
Email: admin.sg@sacredsun.sg

Sacred Sun Europe SARL

Add: ZAE Fontaine, 33210 Fargues, France
Email: admin.eu@sacredsun.eu

Sacred Sun MEA FZE

Add: No. 311 office, Building LOB 14, JAFZA, Dubai, UAE
Email: admin.ae@sacredsun.ae

