

HRL Series

HRL12-410W 12V100Ah

Sacred Sun HRL batteries adopt new appearance and constructure design, automatically welding+throug the partition welding+heat sealing technolgy, full automatic production process with good consistency. It has excellent high power discharge, long floating backup time and fast charging performance. It can be widely used in data center, UPS, IDC room.



Benefits

- Very long life according to EUROBAT Classification
- High power density, 30% higher than ordinary batteries
- Special lead paste formual and additives improve the battery service life
- Maximum charge efficiency
- Low self-discharge rate
- Wide range of power, easy sizing of batteries
- Easy installation and handling

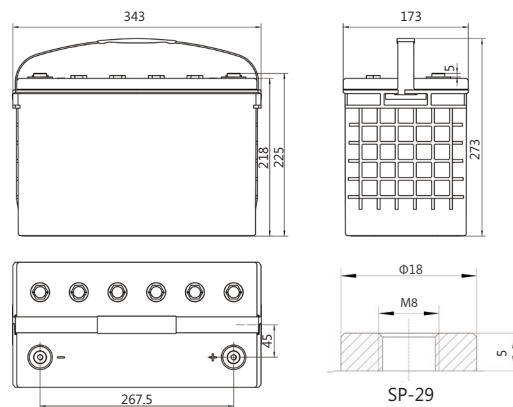
Applications

- Data center
- UPS
- IDC room
- Emergency power
- HVDC system

Standards

- IEC 60896-21/22
- JIS C8704-1/2
- EUROBAT guide

Drawing



Specifications

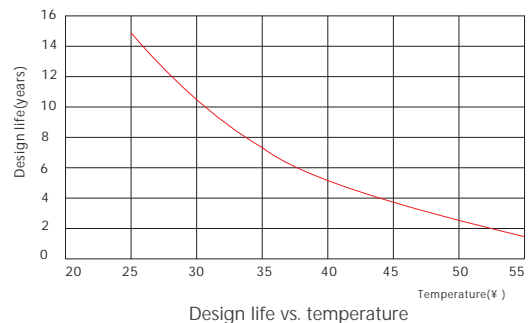
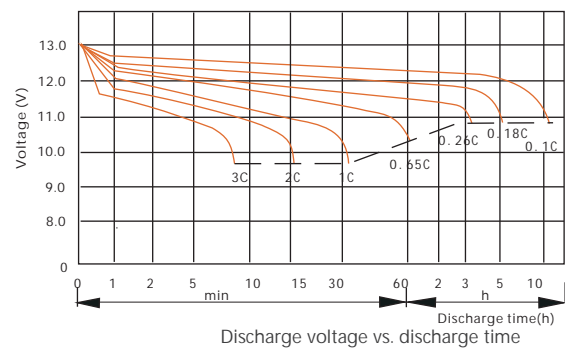
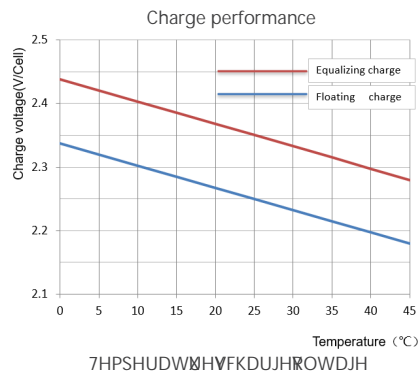
Battery Model	HRL12-410W			
Design Life (years, 25°C)	15			
Capacity (Ah, 25°C)	10min (1.60V)	15min (1.67V)	1HR (63A, 1.70V)	10HR(10.0A, 1.80V)
	520	410	63	100
Dimensions (mm)	Length	Width	Height	Total Height
	343	173	218	225
Approx. Weight (kg)	33.7			
Reference Internal Resistance (mΩ)	2.1 (fully charged @ 25°C)			
Maximum Discharge Current (A/3 Sec.)	1230			
Self-Discharge (25°C)	≤ 2% per month			
Charge Voltage (V/cell, 25°C)	Cycle use		Float use	
	2.35(-3.5mV/°C/cell), max charge current: 25A		2.25 (-3.5mV/°C/cell)	
Short Circuit Current (A)	4000			

Discharge Data

Constant Power Discharge Data (25°C, W/cell)																
End Voltage (V/cell)	min							h								
	5	10	15	20	25	30	45	1	1.5	2	3	4	5	6	8	10
1.60	690	520	424	345	288	238	177	128	102	81.6	59.2	46.3	38.6	33.3	25.8	21.7
1.65	680	515	416	338	285	232	174	127	101	80.8	58.7	45.8	38.3	33.0	25.7	21.5
1.67	665	510	410	334	280	230	170	125	100	80.4	58.3	45.6	38.0	32.8	25.6	21.4
1.70	650	502	400	328	276	226	168	123	98.4	79.6	57.8	45.0	37.7	32.5	25.3	21.2
1.75	630	486	375	313	264	220	160	118	95.2	77.8	56.6	44.2	37.0	31.8	24.8	20.7
1.80	580	460	350	295	250	207	150	113	91.5	75.7	55.0	43.0	36.0	31.0	24.2	20.2

Constant Current Discharge Data (25°C, A)																
End Voltage (V/cell)	min							h								
	5	10	15	20	25	30	45	1	1.5	2	3	4	5	6	8	10
1.60	404	307	236	190	157	127	93.0	66.6	52.8	42.2	30.5	23.8	19.8	17.0	13.2	11.0
1.65	390	300	230	186	154	124	91.0	65.4	52.0	41.7	30.2	23.5	19.6	16.8	13.0	10.8
1.67	380	295	226	182	150	123	89.5	64.4	51.3	41.3	29.8	23.3	19.4	16.7	12.8	10.7
1.70	370	288	220	178	148	120	87.4	63.0	50.4	40.7	29.5	23.0	19.2	16.5	12.8	10.6
1.75	350	270	207	167	138	114	82.6	60.0	48.4	39.5	28.6	22.3	18.6	16.0	12.4	10.4
1.80	310	252	192	155	130	106	77.0	56.5	46.0	38.0	27.6	21.5	18.0	15.5	12.0	10.0

Performance Curve



Sacred Sun Power Sources Co., Ltd.

Add: No.1 Shengyang Road, Qufu 273100 PRC
Tel: +86-537-4422313 Fax: +86-537-4411980
Email: sales@sacredsun.cn

Sacred Sun Hong Kong Co., Limited

Add: RM 19C Lockhart CTR 301-307 Lockhart RD Wan Chai, Hong Kong
Email: admin.hk@sacredsun.hk

Sacred Sun Asia Pacific Pte Ltd.

Add: 1 Ubi View, #04-12, Focus One, Singapore 408555
Email: admin.sg@sacredsun.sg

Sacred Sun Europe SARL

Add: ZAE Fontaine, 33210 Fargues, France
Email: admin.eu@sacredsun.eu

Sacred Sun MEA FZE

Add: No. 311 office, Building LOB 14, JAFZA, Dubai, UAE
Email: admin.ae@sacredsun.ae

