

SPG Series

SPG12-440W 12V115Ah

SPG series VRLA battery uses AGM technology and high-purity raw materials. It has good high power discharge, floating backup and fast charging performance. It is mainly used in UPS/EPS standby power supply systems. It can backup power in poor operation environment.



Benefits

- Long life according to EUROBAT Classification
- Maximum charge efficiency
- High gas recombination efficiency
- Low self-discharge rate
- Horizontal or vertical installation

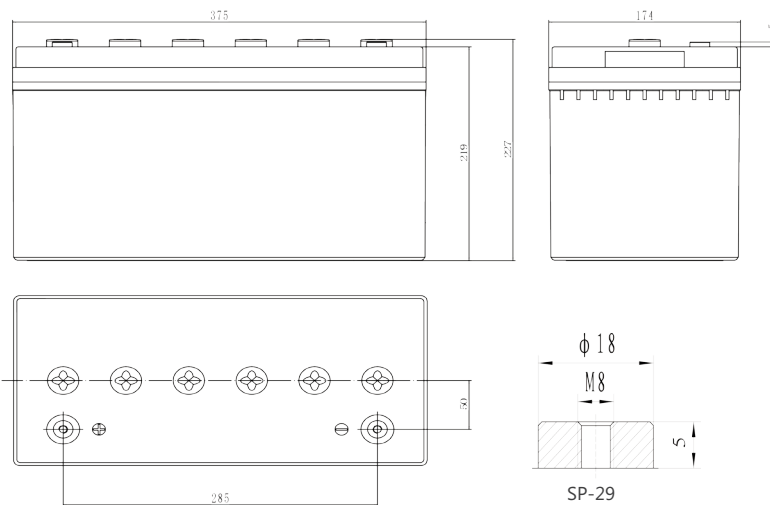
Applications

- UPS units
- Data center
- Starting generators
- EPS units

Standards

- IEC 60896-21/22
- JIS C8704-1/2
- EUROBAT guide

Drawing



Specifications

Battery Model	SPG12-440W			
Design Life (years, 25°C)	12			
Capacity (Ah, 25°C)	10min (1.60V) 528W/cell	15min (1.67V) 440W/cell	1HR (69A, 1.75V) 69Ah	10HR 11.5A, 1.80V) 115Ah
Dimensions (mm)	Length	Width	Height	Total Height
	375	174	219	227
Approx. Weight (kg)	36.2			
Reference Internal Resistance (mΩ)	3.70 (fully charged @ 25°C)			
Maximum Discharge Current (A/5 Sec.)	1265			
Self-Discharge (25°C)	≤ 2% per months			
Charge Voltage (V/cell, 25°C)	Equalizing voltage		Float voltage	
	2.40(-3.5mV/°C/cell), max charge current: 34.5A		2.27(-3.5mV/°C/cell)	
Short Circuit Current (A)	3200			

Discharge Data

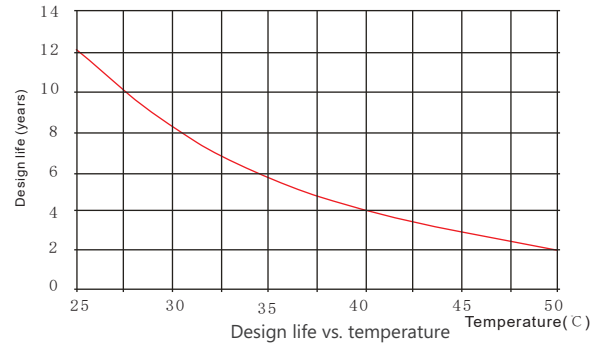
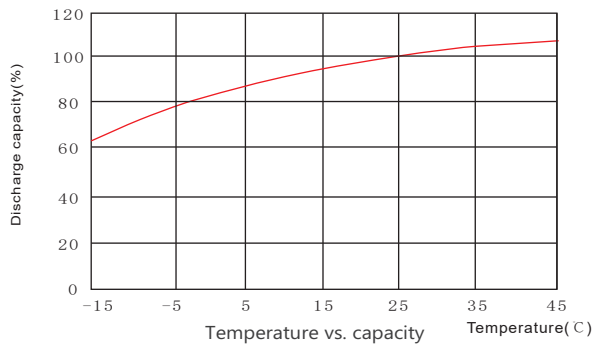
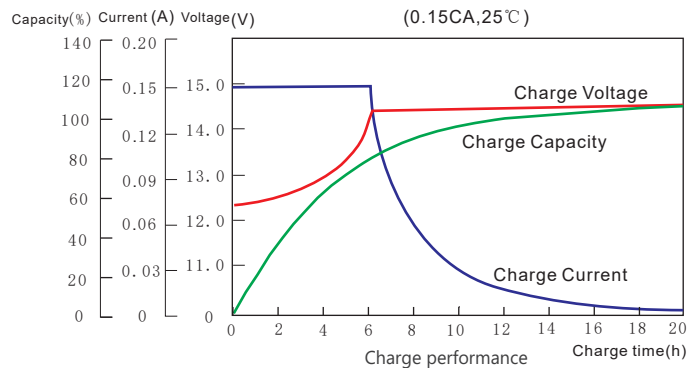
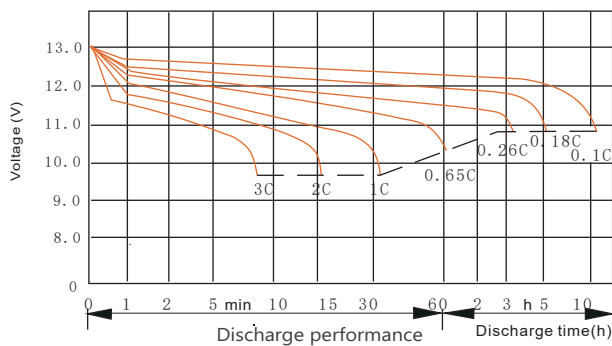
Constant Current Discharge Data (25°C, A)

End Voltage (V/cell)	min						h							
	10	15	20	25	30	45	1	1.5	2	3	4	5	6	10
1.60	300	250	222	188	145	112	79.3	61.0	48.4	34.7	26.8	22.5	19.2	12.8
1.65	286	242	212	180	140	108	76.8	59.3	47.0	33.6	26.0	21.8	18.8	12.5
1.67	273	230	204	175	137	105	74.6	58.3	46.3	33.0	25.7	21.5	18.6	12.4
1.70	258	216	193	166	128	102	71.7	57.2	45.4	32.6	25.3	21.2	18.3	12.0
1.75	242	200	178	154	120	96.0	69.0	55.5	44.2	31.6	24.7	20.7	17.8	11.8
1.80	223	184	168	146	118	89.0	65.7	53.4	42.7	30.7	24.0	20.2	17.5	11.5

Constant Power Discharge Data (25°C, W/CELL)

End Voltage (V/cell)	min						h							
	10	15	20	25	30	45	1	1.5	2	3	4	5	6	10
1.60	528	464	392	340	290	218	160	132	99.5	66.2	57.8	47.0	40.0	26.4
1.65	513	450	378	330	280	212	154	128	96.6	64.5	56.6	45.7	39.4	26.2
1.67	502	440	372	322	273	207	153	125	94.2	63.3	55.3	44.6	38.8	25.8
1.70	490	420	363	316	266	204	148	123	92.6	62.3	54.3	44.0	38.2	25.6
1.75	477	410	348	305	256	198	144	120	90.7	60.4	52.6	43.0	37.5	25.2
1.80	458	400	337	294	245	190	138	115	87.6	58.5	51.0	41.8	36.6	24.7

Performance Curve



Sacred Sun Power Sources Co., Ltd.

Add: No.1 Shengyang Road, Qufu 273100 PRC
Tel: +86-537-4422313 Fax: +86-537-4411980
Email: sales@sacredsun.cn

Sacred Sun Hong Kong Co., Limited

Add: RM 19C Lockhart CTR 301-307 Lockhart RD Wan Chai, Hong Kong
Email: admin.hk@sacredsun.hk

Sacred Sun Asia Pacific Pte Ltd.

Add: 1 Ubi View, #04-12, Focus One, Singapore 408555
Email: admin.sg@sacredsun.sg

Sacred Sun Europe SARL

Add: ZAE Fontaine, 33210 Fargues, France
Email: admin.eu@sacredsun.eu

Sacred Sun MEA FZE

Add: No. 311 office, Building LOB 14, JAFZA, Dubai, UAE
Email: admin.ae@sacredsun.ae

