

HRL Series

HRL12-820W 12V230Ah

Sacred Sun HRL batteries adopt new appearance and constructure design, automatically welding+through the partition welding+heat sealing technolgy, full automatic production process with good consistency. It has excellent high power discharge, long floating backup time and fast charging performance. It can be widely used in data center, UPS, IDC room.



Benefits

- Very long life according to EUROBAT Classification
- High power density, 30% higher than ordinary batteries
- Special lead paste formual and additives improve the battery service life
- Maximum charge efficiency
- Low self-discharge rate
- Wide range of power, easy sizing of batteries
- Easy installation and handling

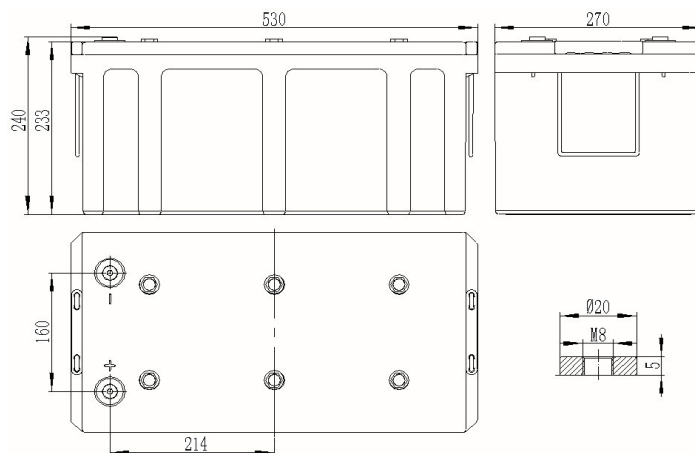
Applications

- Data center
- UPS
- IDC room
- Emergency power
- HVDC system

Standards

- IEC 60896-21/22
- JIS C8704-1/2
- EUROBAT guide

Drawing



Specifications

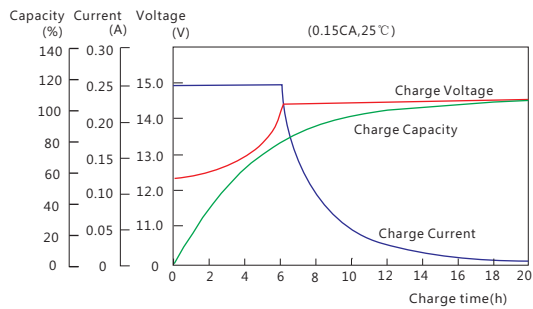
Battery Model	HRL12-820W			
Design Life (years, 25°C)	15			
Capacity (Ah, 25°C)	10min (1.60V)	15min (1.67V)	1HR (140A, 1.70V)	10HR(23A, 1.80V)
	1013W	820W	157	230
Dimensions (mm)	Length	Width	Height	Total Height
	530	270	233	240
Approx. Weight (kg)	75.3			
Reference Internal Resistance (mΩ)	1.8 (fully charged @ 25°C)			
Maximum Discharge Current (A/3 Sec.)	2550			
Self-Discharge (25°C)	≤ 2% per month			
Charge Voltage (V/cell, 25°C)	Cycle use		Float use	
	2.35(-3.5mV/°C/cell), max charge current: 62.5A		2.25 (-3.5mV/°C/cell)	
Short Circuit Current (A)	6000			

Discharge Data

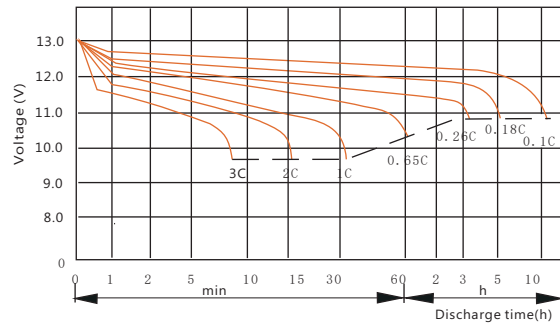
Constant Power Discharge Data (25°C, W/cell)																
End Voltage (V/cell)	min							h								
	5	10	15	20	25	30	45	1	1.5	2	3	4	5	6	8	10
1.60	1240	1013	847	703	593	487	362	278	210	172	127	99.7	84.2	73.2	57.3	47.3
1.65	1160	995	832	693	587	484	360	276	208	171	126	99.4	84.1	73.1	57.2	47.2
1.67	1120	980	820	685	582	480	358	275	206	170	125	99.0	84.0	73.0	57.1	47.1
1.70	1090	960	800	673	575	475	356	273	207	168	124	98.7	83.8	72.8	57.0	47.0
1.75	1050	910	760	647	558	464	350	270	205	167	122	97.7	83.4	72.4	56.6	46.7
1.80	1010	855	720	616	536	450	343	265	200	165	118	96.6	82.8	72.0	56.3	46.4

Constant Power Discharge Data (25°C, W/cell)																
End Voltage (V/cell)	min							h								
	5	10	15	20	25	30	45	1	1.5	2	3	4	5	6	8	10
1.60	760	585	460	378	318	260	190	145	109	88.8	65.3	51.3	43.2	37.4	29.2	24.0
1.65	700	570	450	373	314	257	188	144	108	88.0	64.6	50.8	43.0	37.2	29.0	23.9
1.67	650	558	443	367	310	254	187	143	107	87.5	64.0	50.6	42.8	37.0	28.8	23.8
1.70	620	543	433	360	305	250	185	140	106	86.7	63.4	50.3	42.6	36.8	28.7	23.7
1.75	580	507	410	344	294	240	180	138	104	84.8	61.7	49.4	42.0	36.4	28.4	23.4
1.80	550	465	385	324	280	232	175	134	100	82.8	59.8	48.3	41.4	35.9	27.8	23.0

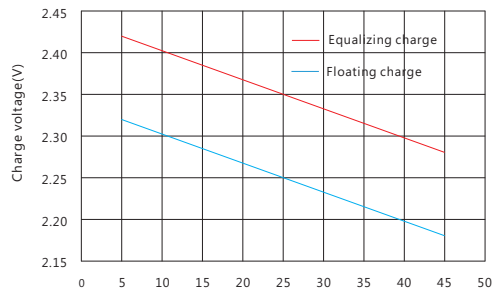
Performance Curve



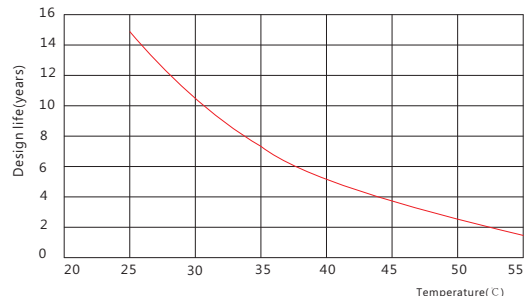
Charge performance



Discharge voltage vs. discharge time



Temperature vs. charge voltage



Design life vs. temperature

Sacred Sun Power Sources Co., Ltd.

Add: No.1 Shengyang Road, Qufu 273100 PRC
Tel: +86-537-4422313 Fax: +86-537-4411980
Email: sales@sacredsun.cn

Sacred Sun Hong Kong Co., Limited

Add: RM 19C Lockhart CTR 301-307 Lockhart RD Wan Chai, Hong Kong
Email: admin.hk@sacredsun.hk

Sacred Sun Asia Pacific Pte Ltd.

Add: 1 Ubi View, #04-12, Focus One, Singapore 408555
Email: admin.sg@sacredsun.sg

Sacred Sun Europe SARL

Add: ZAE Fontaine, 33210 Fargues, France
Email: admin.eu@sacredsun.eu

Sacred Sun MEA FZE

Add: No. 311 office, Building LOB 14, JAFZA, Dubai, UAE
Email: admin.ae@sacredsun.ae

