

SPG Series

SPG12-870W 12V250Ah

SPG series VRLA battery uses AGM technology and high-purity raw materials. It has good high power discharge, floating backup and fast charging performance. It is mainly used in UPS/EPS standby power supply systems. It can backup power in poor operation environment.



Benefits

- Long life according to EUROBAT Classification
- Maximum charge efficiency
- High gas recombination efficiency
- Low self-discharge rate
- Horizontal or vertical installization

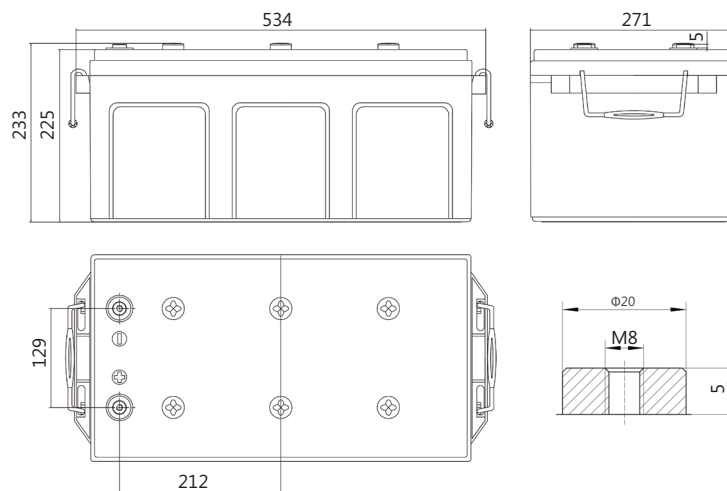
Applications

- UPS units
- Data center
- Starting generators
- EPS units

Standards

- IEC 60896-21/22
- JIS C8704-1/2
- EUROBAT guide

Drawing



SP-32

Specifications

Battery Model	SPG12-870W			
Design Life (years, 25°C)	12			
Capacity (Ah, 25°C)	10min (1.60V)	15min (1.67V)	1HR (150A, 1.75V)	10HR (25A, 1.80V)
	1045W/cell	870W/cell	150Ah	250Ah
Dimensions (mm)	Length	Width	Height	Total Height
	534	271	225	233
Approx. Weight (kg)	79.4			
Reference Internal Resistance (mΩ)	1.95 (fully charged @ 25°C)			
Maximum Discharge Current (A/5 Sec.)	2500			
Self-Discharge (25°C)	≤ 2% per months			
Charge Voltage (V/cell, 25°C)	Equalizing voltage		Float voltage	
	2.40(-3.5mV/°C/cell), max charge current: 62.5A		2.27(-3.5mV/°C/cell)	
Short Circuit Current (A)	6100			

Discharge Data

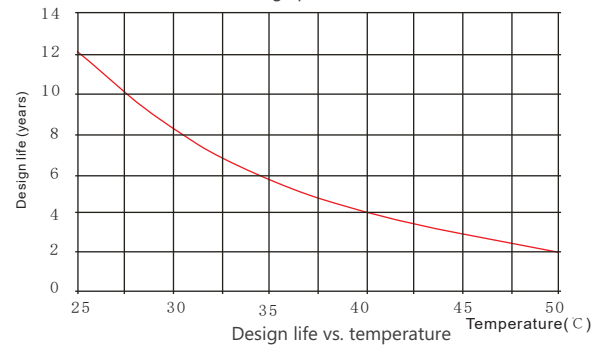
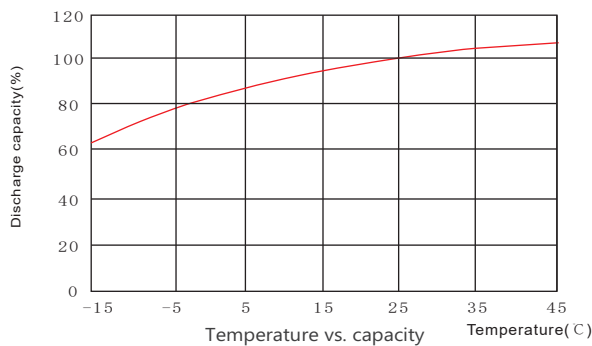
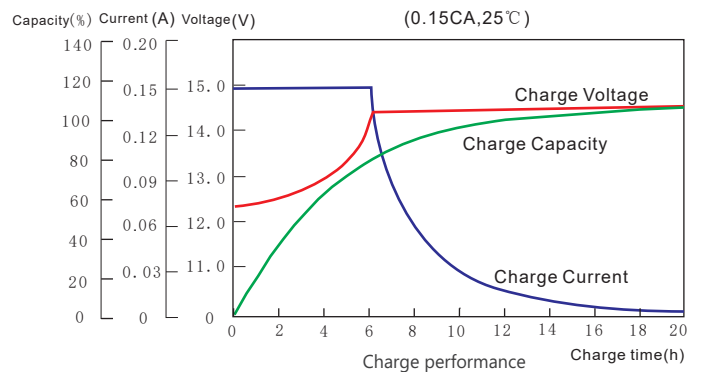
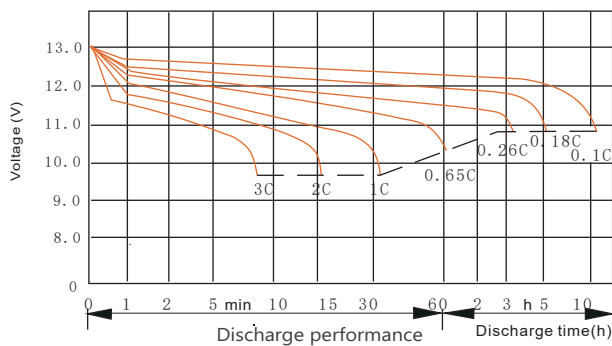
Constant Current Discharge Data (25°C, A)

End Voltage (V/cell)	min						h							
	10	15	20	25	30	45	1	1.5	2	3	4	5	6	10
1.60	578	500	424	358	290	218	167	126	97.7	73.3	56.2	45.8	37.2	26.0
1.65	550	492	410	348	278	213	160	123	95.8	71.0	54.5	45.3	36.8	25.8
1.67	534	488	398	338	272	208	158	122	93.8	69.8	53.0	44.7	36.4	25.6
1.70	508	470	387	326	266	204	155	118	93.0	68.4	52.5	43.8	36.0	25.4
1.75	475	450	368	310	254	195	150	115	90.2	66.4	51.5	43.6	35.6	25.2
1.80	438	398	346	296	240	186	143	112	87.3	63.7	49.8	42.4	35.0	25.0

Constant Power Discharge Data (25°C, W/CELL)

End Voltage (V/cell)	min						h							
	10	15	20	25	30	45	1	1.5	2	3	4	5	6	10
1.60	1085	890	790	660	560	450	324	253	188	145	115	98.0	86.2	54.0
1.65	1080	880	767	648	550	440	320	250	184	140	113	97.0	84.8	52.8
1.67	1070	870	740	635	545	432	320	248	178	138	112	94.0	82.8	52.5
1.70	1020	855	714	613	540	424	314	244	177	135	110	93.0	82.0	51.8
1.75	960	840	687	593	520	415	304	238	174	133	108	92.0	80.2	51.0
1.80	840	760	658	570	468	392	270	218	168	130	107	88.8	78.0	49.4

Performance Curve



Sacred Sun Power Sources Co., Ltd.

Add: No.1 Shengyang Road, Qufu 273100 PRC
Tel: +86-537-4422313 Fax: +86-537-4411980
Email: sales@sacredsun.cn

Sacred Sun Hong Kong Co., Limited

Add: RM 19C Lockhart CTR 301-307 Lockhart RD Wan Chai, Hong Kong
Email: admin.hk@sacredsun.hk

Sacred Sun Asia Pacific Pte Ltd.

Add: 1 Ubi View, #04-12, Focus One, Singapore 408555
Email: admin.sg@sacredsun.sg

Sacred Sun Europe SARRL

Add: ZAE Fontaine, 33210 Fargues, France
Email: admin.eu@sacredsun.eu

Sacred Sun MEA FZE

Add: No. 311 office, Building LOB 14, JAFZA, Dubai, UAE
Email: admin.ae@sacredsun.ae

