

SPG Series

SPG12-750W 12V205Ah

SPG series VRLA battery uses AGM technology and high-purity raw materials. It has good high power discharge, floating backup and fast charging performance. It is mainly used in UPS/EPS standby power supply systems. It can backup power in poor operation environment.

Benefits

- Long life according to EUROBAT Classification
- Maximum charge efficiency
- High gas recombination efficiency
- Low self-discharge rate
- Horizontal or vertical installation

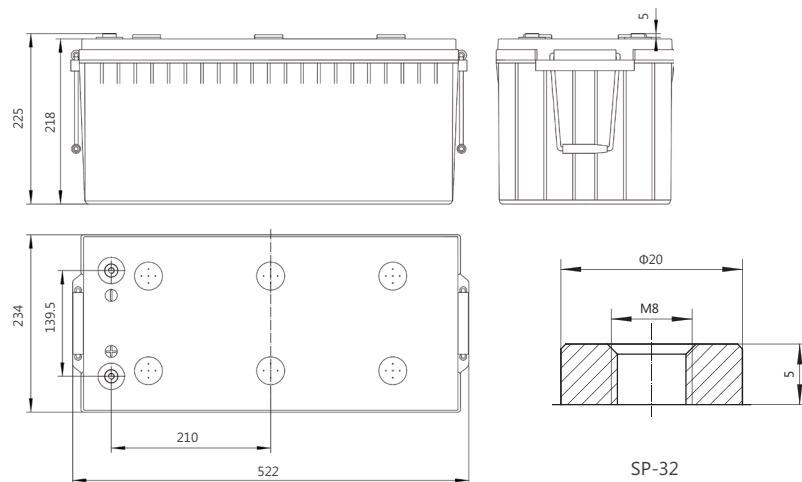
Applications

- UPS units
- Data center
- Starting generators
- EPS units

Standards

- IEC 60896-21/22
- JIS C8704-1/2
- EUROBAT guide

Drawing



Specifications

Battery Model	SPG12-750W			
Design Life (years, 25°C)	12			
Capacity (Ah, 25°C)	10min (1.60V)	15min (1.67V)	1HR (120A, 1.75V)	10HR (20.5A, 1.80V)
	840W/cell	750W/cell	120Ah	205Ah
Dimensions (mm)	Length	Width	Height	Total Height
	522	234	218	225
Approx. Weight (kg)	64.3			
Reference Internal Resistance (mΩ)	2.4(fully charged @ 25°C)			
Maximum Discharge Current (A/5 Sec.)	2100			
Self-Discharge (25°C)	≤ 2% per months			
Charge Voltage (V/cell, 25°C)	Cycle use		Float use	
	2.40(-3.5mV/°C/cell), max charge current: 51.25A		2.27(-3.5mV/°C/cell)	
Short Circuit Current (A)	4950			

Discharge Data

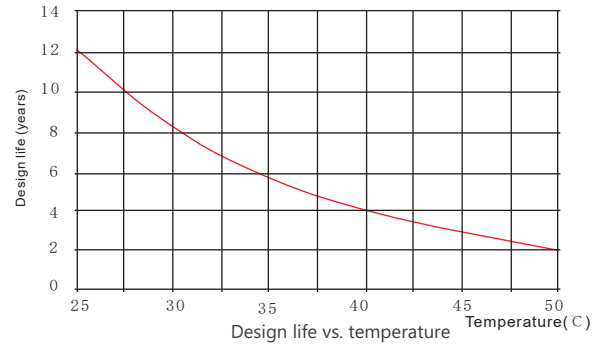
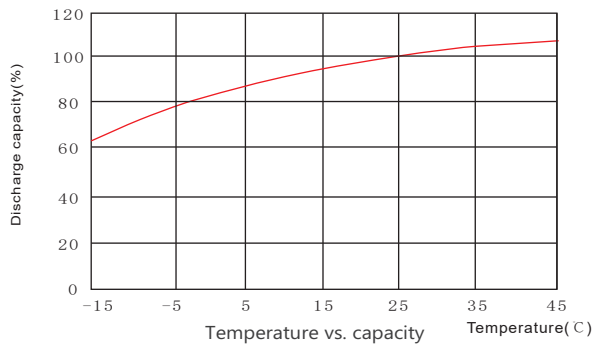
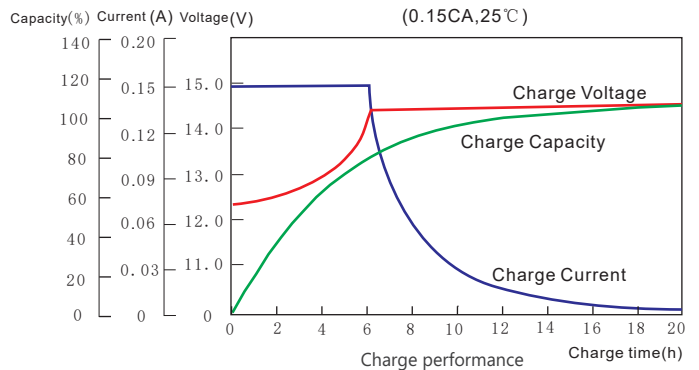
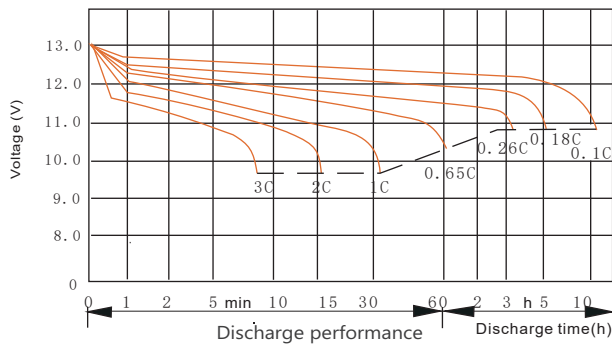
Constant Current Discharge Data (25°C, A)

End Voltage (V/cell)	min						h							
	10	15	20	25	30	45	1	1.5	2	3	4	5	6	10
1.60	460	408	323	268	227	168	134	99.0	78.3	58.6	45.8	38.2	32.5	21.3
1.65	440	395	310	260	220	162	130	96.0	76.5	56.8	44.6	37.4	32.0	21.1
1.67	428	384	302	253	215	158	127	94.7	75.3	55.8	43.5	37.0	31.6	21.0
1.70	410	370	293	244	208	154	124	93.0	74.2	54.7	43.0	36.4	31.4	20.8
1.75	385	345	277	230	198	148	120	90.0	72.2	53.0	42.0	35.8	31.0	20.7
1.80	360	320	260	218	188	142	115	87.2	69.8	52.0	41.5	35.0	30.5	20.5

Constant Power Discharge Data (25°C, W/CELL)

End Voltage (V/cell)	min						h							
	10	15	20	25	30	45	1	1.5	2	3	4	5	6	10
1.60	840	760	606	523	455	326	258	200	156	108	85.8	73.0	64.0	41.5
1.65	820	755	588	513	450	318	254	195	154	105	84.3	71.8	63.0	40.6
1.67	810	750	568	502	445	310	250	188	152	102	83.2	70.2	61.5	40.3
1.70	780	720	547	485	440	306	246	184	150	100	82.0	69.4	61.0	39.8
1.75	740	690	526	460	430	292	240	178	146	98.6	81.0	68.2	59.6	39.2
1.80	670	610	513	436	365	280	228	174	138	96.8	79.3	66.0	58.0	37.8

Performance Curve



Sacred Sun Power Sources Co., Ltd.

Add: No.1 Shengyang Road, Qufu 273100 PRC
Tel: +86-537-4422313 Fax: +86-537-4411980
Email: sales@sacredsun.cn

Sacred Sun Hong Kong Co., Limited

Add: RM 19C Lockhart CTR 301-307 Lockhart RD Wan Chai, Hong Kong
Email: admin.hk@sacredsun.hk

Sacred Sun Asia Pacific Pte Ltd.

Add: 1 Ubi View, #04-12, Focus One, Singapore 408555
Email: admin.sg@sacredsun.sg

Sacred Sun Europe SARRL

Add: ZAE Fontaine, 33210 Fargues, France
Email: admin.eu@sacredsun.eu

Sacred Sun MEA FZE

Add: No. 311 office, Building LOB 14, JAFZA, Dubai, UAE
Email: admin.ae@sacredsun.ae

