

SPG Series

SPG12-255W 12V70Ah

SPG series VRLA battery uses AGM technology and high-purity raw materials. It has good high power discharge, floating backup and fast charging performance. It is mainly used in UPS/EPS standby power supply systems. It can backup power in poor operation environment.

Benefits

- Long life according to EUROBAT Classification
- Maximum charge efficiency
- High gas recombination efficiency
- Low self-discharge rate
- Horizontal or vertical installation

Applications

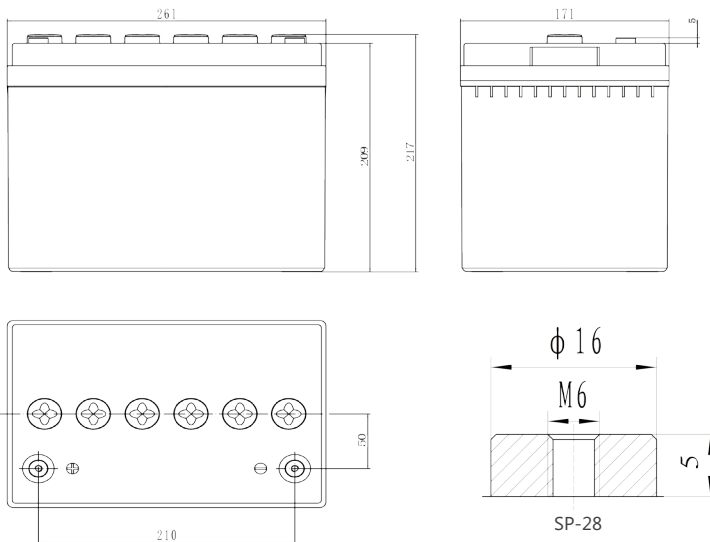
- UPS units
- Data center
- Starting generators
- EPS units

Standards

- IEC 60896-21/22
- JIS C8704-1/2
- EUROBAT guide

Specifications

Drawing



Battery Model	SPG12-255W			
Design Life (years, 25°C)	12			
Capacity (Ah, 25°C)	10min (1.60V) 295W/cell	15min (1.67V) 255W/cell	1HR (42A, 1.75V) 42Ah	10HR (7.0A, 1.80V) 70Ah
Dimensions (mm)	Length	Width	Height	Total Height
	261	171	209	217
Approx. Weight (kg)	22.5			
Reference Internal Resistance (mΩ)	5.80 (fully charged @ 25°C)			
Maximum Discharge Current (A/5 Sec.)	840			
Self-Discharge (25°C)	≤ 2% per months			
Charge Voltage (V/cell, 25°C)	Equalizing voltage		Float voltage	
	2.40(-3.5mV/°C/cell), max charge current:17.5A		2.27(-3.5mV/°C/cell)	
Short Circuit Current (A)	2050			

Discharge Data

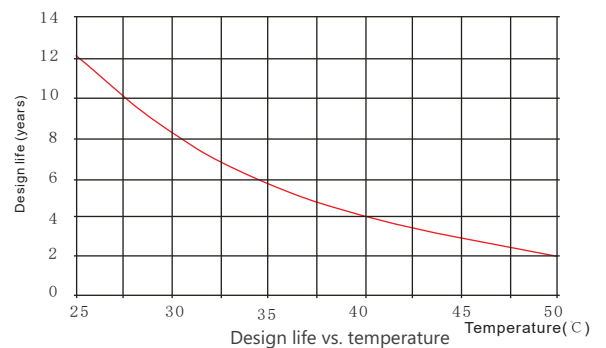
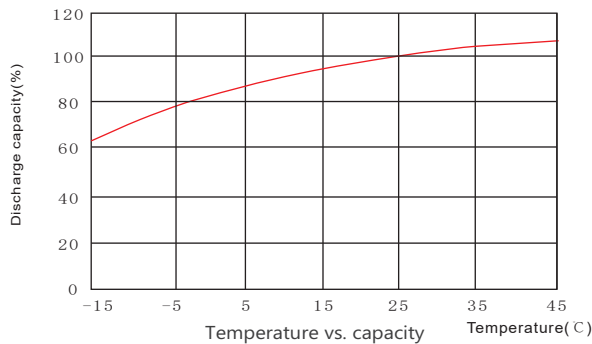
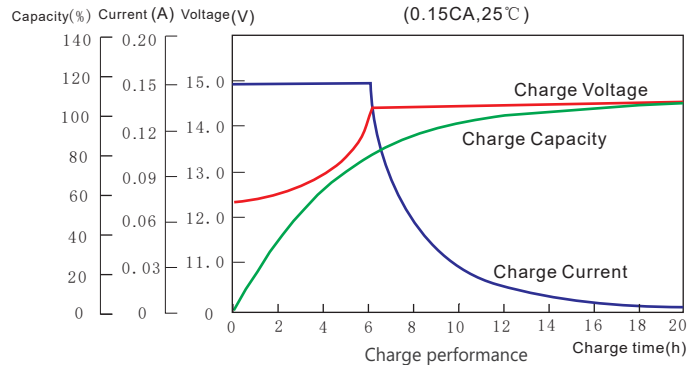
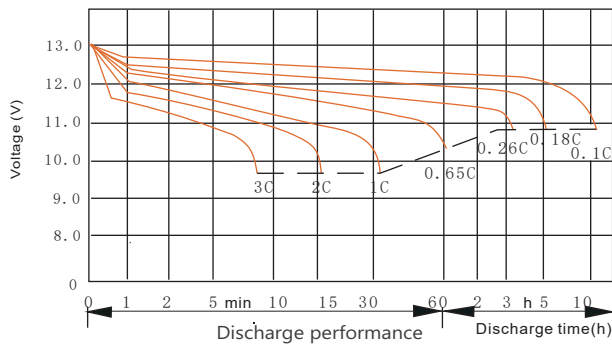
Constant Current Discharge Data (25°C, A)

End Voltage (V/cell)	min						h							
	10	15	20	25	30	45	1	1.5	2	3	4	5	6	10
1.60	163	145	133	113	86.8	67.3	49.0	36.7	29.0	20.8	16.0	13.5	11.5	7.60
1.65	155	140	127	108	84.0	65.6	47.0	35.6	28.2	20.2	15.6	13.0	11.3	7.50
1.67	152	137	122	104	83.3	63.3	45.8	35.0	27.8	19.8	15.4	12.8	11.2	7.42
1.70	148	128	116	100	80.0	61.0	43.8	34.3	27.3	19.5	15.2	12.7	11.0	7.28
1.75	138	118	107	92.4	74.8	57.7	42.0	33.3	26.5	19.0	14.8	12.4	10.7	7.14
1.80	128	110	100	87.4	71.0	53.4	39.8	32.0	25.6	18.4	14.5	12.0	10.5	7.00

Constant Power Discharge Data (25°C, W/CELL)

End Voltage (V/cell)	min						h							
	10	15	20	25	30	45	1	1.5	2	3	4	5	6	10
1.60	295	260	220	183	162	124	97.8	74.6	56.8	42.5	33.0	26.8	22.8	15.0
1.65	280	257	215	178	156	120	94.3	72.5	55.2	41.4	32.4	26.0	22.5	14.8
1.67	277	255	210	175	152	118	92.8	70.7	53.8	40.6	31.6	25.5	22.2	14.7
1.70	268	252	205	170	148	117	90.8	69.4	52.8	40.0	31.0	25.0	21.8	14.6
1.75	258	242	197	164	143	113	88.0	67.8	51.8	38.8	30.0	24.6	21.4	14.4
1.80	245	232	190	158	137	108	84.6	65.3	50.0	37.6	29.2	23.8	20.8	14.0

Performance Curve



Sacred Sun Power Sources Co., Ltd.

Add: No.1 Shengyang Road, Qufu 273100 PRC
Tel: +86-537-4422313 Fax: +86-537-4411980
Email: sales@sacredsuns.cn

Sacred Sun Hong Kong Co., Limited

Add: RM 19C Lockhart CTR 301-307 Lockhart RD Wan Chai, Hong Kong
Email: admin.hk@sacredsuns.hk

Sacred Sun Asia Pacific Pte Ltd.

Add: 1 Ubi View, #04-12, Focus One, Singapore 408555
Email: admin.sg@sacredsuns.sg

Sacred Sun Europe SARRL

Add: ZAE Fontaine, 33210 Fargues, France
Email: admin.eu@sacredsuns.eu

Sacred Sun MEA FZE

Add: No. 311 office, Building LOB 14, JAFZA, Dubai, UAE
Email: admin.ae@sacredsuns.ae

