

# DM Series

## 6-DM-125 12V125Ah



DM series battery uses latest AGM technology with longer cycle life. It is suitable for large current and deep cyclic applications. It can be used in e-vehicles, sightseeing, golf and logistics cars.

### Benefits

- Up to 700 cycles 80% DOD
- Good large current discharge performance
- High gas recombination efficiency
- Maximum charge efficiency
- Low self-discharge rate
- Easy installation and handling

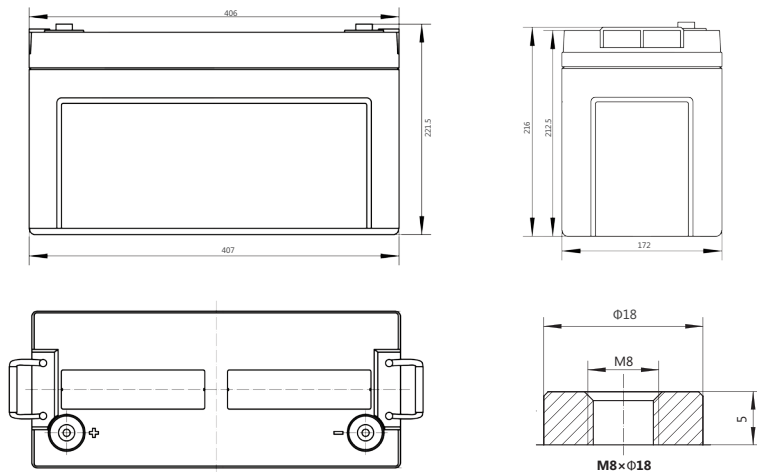
### Applications

- Electrical Vehicle
- Mixture Electrical vehicle

### Standards

- GB/T 18332.1
- QC/T 742
- IEC61982-3
- GB/T 7403.1
- GB/T 23636

### Drawing



### Specifications

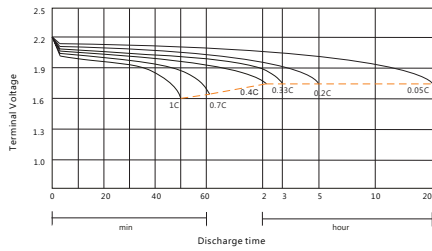
Battery Model	6-DM-125			
Design Life (80% DOD)	700 cycles			
Capacity (Ah, 25°C)	20HR (6.75A, 1.75V)	5HR (25.0A, 1.75V)	3HR (40.0A, 1.75V)	2HR(57.54A, 1.75V)
	135	125	120	115
Dimensions (mm)	Length	Width	Height	Total Height
	407	172	216	221.5
Approx. Weight (kg)	41.0			
Reference Internal Resistance (m $\Omega$ )	4.0 ( full charged @ 25°C)			
Maximum Discharge Current (A/10 Sec.)	1080			
Self-Discharge (25°C)	< 3% per month			
Charge Voltage (V/cell, 25°C)	Cycle use		Float use	
	2.45 (-3mV/°C/cell), max charge current: 20A		2.35 (-3mV/°C/cell)	

## Discharge Data

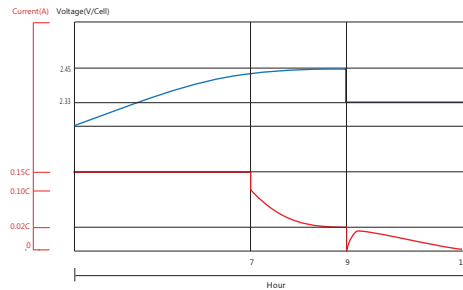
Constant Current Discharge Data (25°C, A)											
End Voltage (V/cell)	min					h					
	10	20	30	45	60	1.5	2	3	5	10	20
1.60	329.1	192.4	144.6	107.55	90.94	72.12	59.32	40.84	25.45	13.23	6.851
1.65	321.8	188.6	142.3	105.83	89.60	71.13	58.69	40.60	25.32	13.16	6.811
1.70	313.3	184.0	139.2	103.92	88.41	70.35	58.12	40.36	25.17	13.08	6.777
1.75	306.0	180.5	136.8	102.40	87.24	69.52	57.54	40.00	25.00	13.02	6.750
1.80	291.3	172.9	131.7	98.92	84.68	67.71	56.24	39.22	24.61	12.86	6.695

Constant Power Discharge Data (25°C, W/cell)											
End Voltage (V/cell)	min					h					
	10	20	30	45	60	1.5	2	3	5	10	20
1.60	578.2	346.4	265.8	200.8	172.1	138.2	114.94	80.07	50.33	26.32	13.67
1.65	575.5	344.8	264.7	199.7	171.0	137.1	114.39	79.98	50.27	26.25	13.62
1.70	568.2	340.3	261.8	198.1	170.2	136.7	114.08	79.91	50.17	26.17	13.59
1.75	562.8	338.3	260.1	197.2	169.5	136.3	113.83	79.64	50.00	26.12	13.57
1.80	547.2	329.5	253.7	192.6	166.3	133.9	111.9	78.44	49.38	25.87	13.50

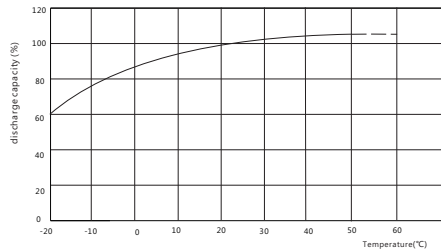
## Performance Curve



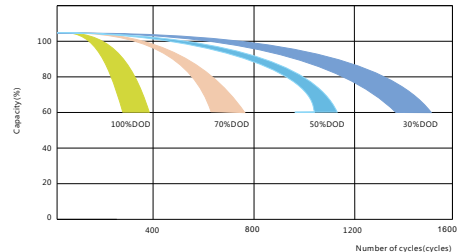
Discharging performance



Charge performance



Discharge capacity vs. temperature



Cycles vs. discharge depth

### Sacred Sun Power Sources Co., Ltd.

Add: No.1 Shengyang Road, Qufu 273100 PRC  
Tel: +86-537-4422313 Fax: +86-537-4411980  
Email: sales@sacredsun.cn

### Sacred Sun Hong Kong Co., Limited

Add: RM 19C Lockhart CTR 301-307 Lockhart RD Wan Chai, Hong Kong  
Email: admin.hk@sacredsun.hk

### Sacred Sun Asia Pacific Pte Ltd.

Add: 1 Ubi View, #04-12, Focus One, Singapore 408555  
Email: admin.sg@sacredsun.sg

### Sacred Sun Europe SARL

Add: ZAE Fontaine, 33210 Fargues, France  
Email: admin.eu@sacredsun.eu

### Sacred Sun MEA FZE

Add: No. 311 office, Building LOB 14, JAFZA, Dubai, UAE  
Email: admin.ae@sacredsun.ae