

# HRL Series

## HRL12-570W 12V142Ah

Sacred Sun HRL batteries adopt new appearance and constructure design, automatically welding+throug the partition welding+heat sealing technolgy, full automatic production process with good consistency. It has excellent high power discharge, long floating backup time and fast charging performance. It can be widely used in data center, UPS, IDC room.



### Benefits

- Very long life according to EUROBAT Classification
- High power density, 30% higher than ordinary batteries
- Special lead paste formual and additives improve the battery service life
- Maximum charge efficiency
- Low self-discharge rate
- Wide range of power, easy sizing of batteries
- Easy installation and handling

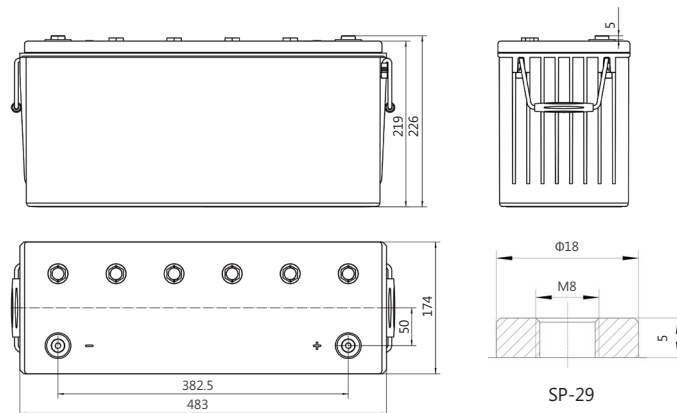
### Applications

- Data center
- UPS
- IDC room
- Emergency power
- HVDC system

### Standards

- IEC 60896-21/22
- JIS C8704-1/2
- EUROBAT guide

### Drawing



### Specifications

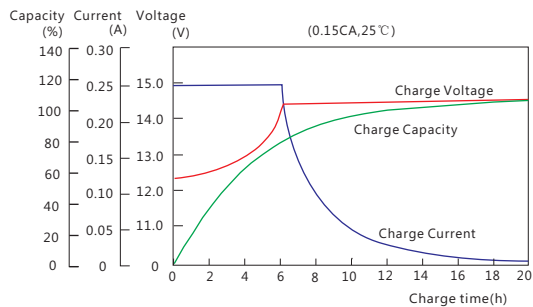
Battery Model	HRL12-570W			
Design Life (years, 25°C)	15			
Capacity (Ah, 25°C)	10min (1.60V)	15min (1.67V)	1HR (108A, 1.70V)	10HR(14.2A, 1.80V)
	752	570	108	142
Dimensions (mm)	Length	Width	Height	Total Height
	483	174	219	226
Approx. Weight (kg)	46.6			
Reference Internal Resistance (mΩ)	2.4 ( fully charged @ 25°C)			
Maximum Discharge Current (A/3 Sec.)	1700			
Self-Discharge (25°C)	≤ 2% per month			
Charge Voltage (V/cell, 25°C)	Cycle use		Float use	
	2.35(-3.5mV/°C/cell), max charge current: 35.5A		2.25 (-3.5mV/°C/cell)	
Short Circuit Current (A)	4500			

## Discharge Data

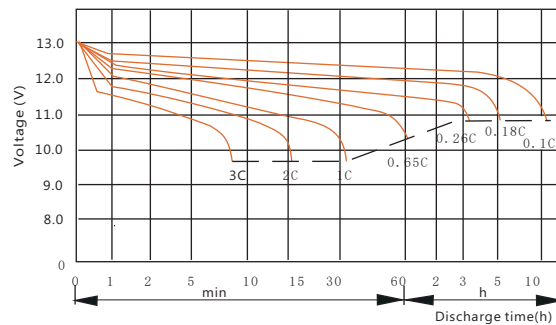
Constant Power Discharge Data (25°C, W/cell)																
End Voltage (V/cell)	min							h								
	5	10	15	20	25	30	45	1	1.5	2	3	4	5	6	8	10
1.60	990	752	580	488	429	360	278	215	156	113	83.4	62.4	53.4	46.0	37.0	30.0
1.65	979	745	575	482	424	355	275	213	155	112	83.0	62.1	53.1	45.8	36.8	29.8
1.67	971	740	570	478	420	351	273	212	154	112	82.7	61.8	52.9	45.6	36.6	29.7
1.70	959	732	563	472	414	345	271	210	153	111	82.3	61.5	52.6	45.4	36.4	29.5
1.75	933	714	547	458	400	332	264	206	150	110	81.3	60.6	52.0	44.8	36.0	29.1
1.80	900	691	528	440	384	315	256	201	147	108	80.0	59.6	51.2	44.2	35.4	28.7

Constant Current Discharge Data (25°C, A)																
End Voltage (V/cell)	min							h								
	5	10	15	20	25	30	45	1	1.5	2	3	4	5	6	8	10
1.60	582	430	326	269	233	192	146	111	80.6	58.4	43.0	32.1	27.4	23.5	18.8	15.2
1.65	573	424	320	264	229	189	144	110	79.8	57.9	42.7	31.8	27.1	23.3	18.7	15.1
1.67	566	419	316	261	226	186	143	109	79.1	57.5	42.4	31.6	27.0	23.2	18.5	15.0
1.70	557	412	310	256	221	182	141	108	78.3	56.9	42.0	31.3	26.7	23.0	18.4	14.9
1.75	535	397	296	245	211	173	136	105	76.2	55.7	41.1	30.6	26.2	22.5	18.0	14.6
1.80	510	379	281	232	200	162	130	101	73.8	54.2	40.1	29.8	25.6	22.0	17.6	14.2

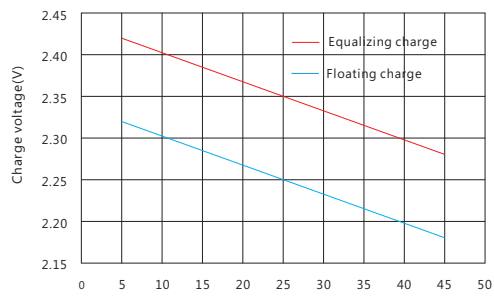
## Performance Curve



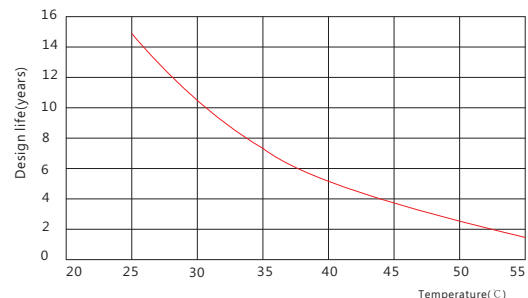
Charge performance



Discharge voltage vs. discharge time



Temperature vs. charge voltage



Design life vs. temperature

### Sacred Sun Power Sources Co., Ltd.

Add: No.1 Shengyang Road, Qufu 273100 PRC  
 Tel: +86-537-4422313 Fax: +86-537-4411980  
 Email: sales@sacredsun.cn

### Sacred Sun Hong Kong Co., Limited

Add: RM 19C Lockhart CTR 301-307 Lockhart RD Wan Chai, Hong Kong  
 Email: admin.hk@sacredsun.hk

### Sacred Sun Asia Pacific Pte Ltd.

Add: 1 Ubi View, #04-12, Focus One, Singapore 408555  
 Email: admin.sg@sacredsun.sg

### Sacred Sun Europe SARL

Add: ZAE Fontaine, 33210 Fargues, France  
 Email: admin.eu@sacredsun.eu

### Sacred Sun MEA FZE

Add: No. 311 office, Building LOB 14, JAFZA, Dubai, UAE  
 Email: admin.ae@sacredsun.ae