

GFM-H Series

GFM-1500H 2V1500Ah



GFM-H series batteries use AGM technology with single large capacity and thick plate structure design. It has longer floating life and high floating consistency. Its modular and horizontal structure design ensures convenient installation and maintenance, saving space effectively. It is suitable for applications with high floating consistency requirements and data center.

Benefits

- Very long life according to EUROBAT Classification
- High discharge performance
- 99%+ gas recombination efficiency
- Maximum charge efficiency
- Low self-discharge rate
- Horizontal installation method effectively prevent electrolyte stratification

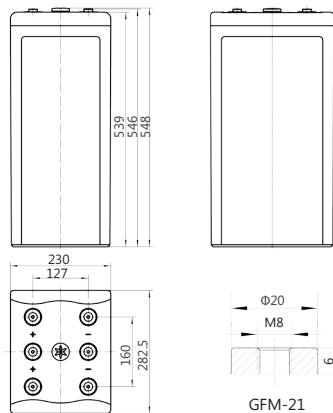
Applications

- Telecommunications
- Power system
- UPS
- Electrical Power plants and substation
- Data center

Standards

- IEC 60896-21/22
- DL/T 637-1997
- EUROBAT guide

Drawing



Specifications

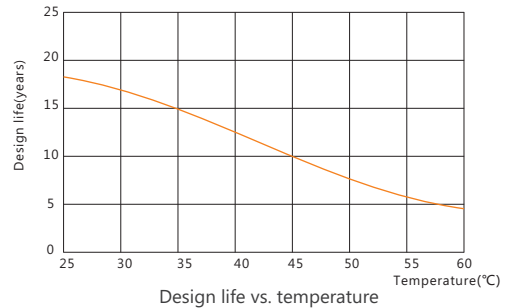
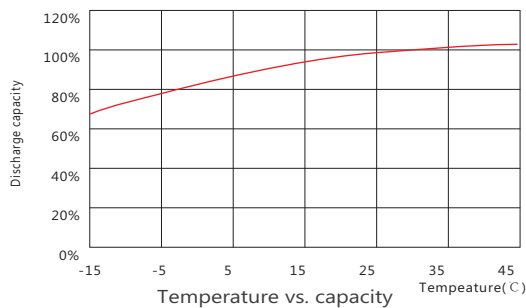
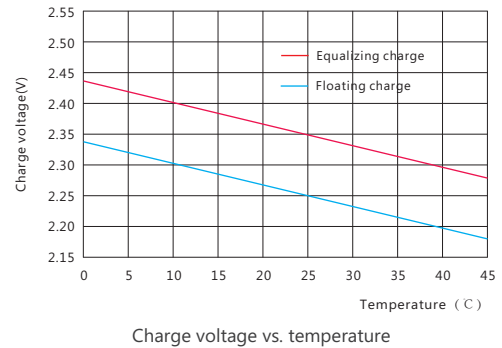
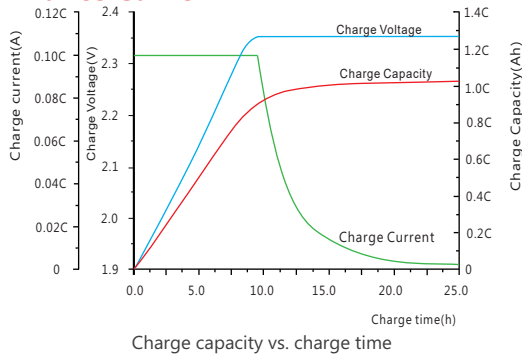
Battery Model	GFM-1500H			
Design Life (years, 25°C)	18			
Capacity (Ah, 25°C)	10HR (150.0A, 1.80V)	5HR (255.0A, 1.80V)	3HR (375A, 1.80V)	1HR(825A, 1.75V)
	1500	1275	1125	825
Dimensions (mm)	Length	Width	Height	Total Height
	282.5	230	539	548
Approx. Weight (kg)	85.5			
Reference Internal Resistance (mΩ)	0.25 (fully charged @ 25°C)			
Maximum Discharge Current (A/5 Sec.)	6600			
Self-Discharge (25°C)	≤ 1.5% per month			
Charge Voltage (V/cell, 25°C)	Cycle use		Float use	
	2.35 (-3.5mV/°C/cell), max charge current: 225A		2.25 (-3.5mV/°C/cell)	
Short Circuit Current (A)	11500			

Discharge Data

Constant Current Discharge Data (25°C, A)															
End Voltage (V/cell)	min			h											
	30	40	50	1	2	3	4	5	6	7	8	9	10	12	
1.60	1193	1092	972	878	555	417	330	278	240	210	189	174	161	137	
1.65	1172	1073	957	855	540	404	323	270	233	207	185	170	158	134	
1.70	1127	1020	930	840	526	384	302	261	225	201	180	165	155	129	
1.75	1073	965	885	825	510	377	294	258	221	198	176	161	152	125	
1.80	990	900	807	780	495	375	285	255	210	192	173	158	150	123	

Constant Power Discharge Data (25°C, W/cell)															
End Voltage (V/cell)	min			h											
	30	40	50	1	2	3	4	5	6	7	8	9	10	12	
1.60	2055	1890	1703	1538	983	750	608	521	456	405	363	335	308	260	
1.65	2030	1851	1665	1530	971	728	588	503	438	390	353	323	300	257	
1.70	1950	1797	1628	1515	956	698	561	486	417	371	338	311	288	252	
1.75	1905	1752	1590	1470	938	678	552	476	408	360	330	303	282	246	
1.80	1805	1650	1523	1410	915	672	536	464	398	348	323	296	276	240	

Performance Curve



Sacred Sun Power Sources Co., Ltd.

Add: No.1 Shengyang Road, Qufu 273100 PRC
Tel: +86-537-4422313 Fax: +86-537-4411980
Email: sales@sacredsun.cn

Sacred Sun Hong Kong Co., Limited

Add: RM 19C Lockhart CTR 301-307 Lockhart RD Wan Chai, Hong Kong
Email: admin.hk@sacredsun.hk

Sacred Sun Asia Pacific Pte Ltd.

Add: 1 Ubi View, #04-12, Focus One, Singapore 408555
Email: admin.sg@sacredsun.sg

Sacred Sun Europe SARRL

Add: ZAE Fontaine, 33210 Fargues, France
Email: admin.eu@sacredsun.eu

Sacred Sun MEA FZE

Add: No. 311 office, Building LOB 14, JAFZA, Dubai, UAE
Email: admin.ae@sacredsun.ae

