

FTJ Series

6FTJ-150A 12V150Ah

FTJ VRLA front terminal flat plate gel battery has good heat dissipation and floating standby performance. Its specially designed gas gathering and exhaust system effectively ensures security of the system. FTJ series is designed especially for 19" and 23" power supply cabinets mainly used in small outdoor base stations. It is suitable for harsh environment of high-low temperature and poor grid conditions.



Benefits

- Long life according to EUROBAT Classification
- High discharge performance
- High gas recombination efficiency
- Maximum charge efficiency
- GEL state electrolyte prevents leakage and layering
- Low resistance PVC or PF micro-porous separator ensure Low self-discharge rate
- Easy installation and handling
- Centralized venting system

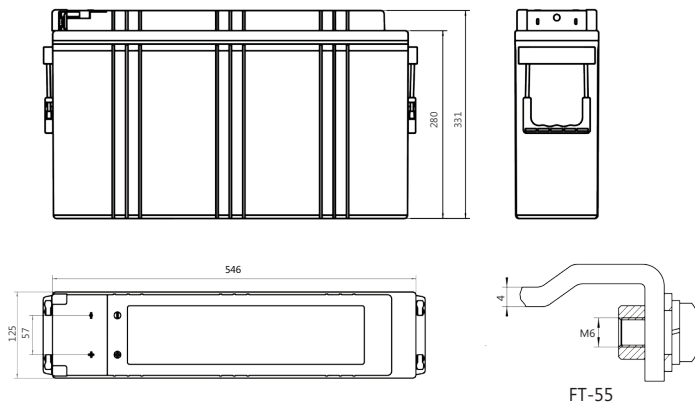
Applications

- Telecommunications
- Power system
- UPS
- Emergency power

Standards

- IEC 60896-21/22
- DIN43539-T5
- EUROBAT guide

Drawing



Specifications

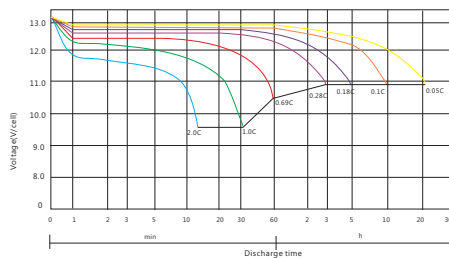
Battery Model	6FTJ-150A			
Design Life (years, 25°C)	12			
Capacity (Ah, 25°C)	20HR (7.96A, 1.75V)	10HR (15.0A, 1.80V)	5HR (25.5A, 1.80V)	1HR(75.0A, 1.80V)
	159.2	150	127.5	75.0
Dimensions (mm)	Length	Width	Height	Total Height
	546	125	311	311
Approx. Weight (kg)	53.7			
Reference Internal Resistance (mΩ)	4.33 (fully charged @ 25°C)			
Maximum Discharge Current (A/3 Sec.)	1196			
Self-Discharge (25°C)	≤ 2% per month			
Charge Voltage (V/cell, 25°C)	Cycle use		Float use	
	2.33 (-3.5mV/°C/cell), max charge current: 30A		2.22 (-3.5mV/°C/cell)	
Short Circuit Current (A)	3000			

Discharge Data

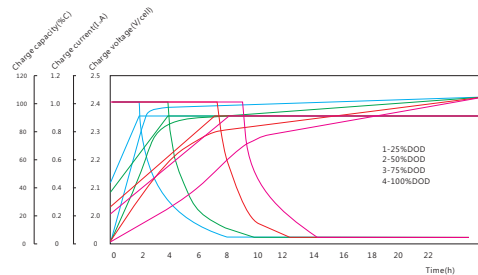
Constant Current Discharge Data (25°C, A)																
End Voltage (V/cell)	min						h									
	5	10	15	20	30	45	1	1.5	2	3	4	5	6	8	10	20
1.60	407	297	231	198	152	113	86.4	68.1	53.0	41.2	33.1	27.6	25.4	19.8	16.1	8.42
1.65	386	287	227	191	145	110	84.6	66.2	51.9	40.4	32.4	27.0	24.9	19.4	15.8	8.25
1.70	364	272	222	183	139	105	82.1	64.1	50.6	39.5	31.7	26.6	24.4	19.0	15.6	8.13
1.75	337	252	215	175	133	101	79.7	62.2	49.3	38.7	30.9	26.1	23.8	18.6	15.3	7.96
1.80	289	230	202	167	127	97	75.0	59.7	47.9	37.5	30.0	25.5	23.1	18.0	15.0	7.80

Constant Power Discharge Data (25°C, W/cell)																
End Voltage (V/cell)	min						h									
	5	10	15	20	30	45	1	1.5	2	3	4	5	6	8	10	20
1.60	705	517	405	349	267	199	154	122	94.8	74.6	60.5	51.1	47.3	37.2	31.0	16.3
1.65	672	502	399	338	258	195	151	119	93.9	74.0	59.9	50.2	46.6	36.7	30.7	16.3
1.70	637	484	394	327	250	191	149	117	92.6	73.1	59.2	49.6	46.4	36.1	30.5	16.1
1.75	596	454	387	321	245	186	147	115	91.7	72.3	58.4	49.3	45.7	35.6	30.3	16.0
1.80	528	419	369	309	237	182	141	113	90.9	71.6	57.6	48.7	44.8	35.1	30.0	15.8

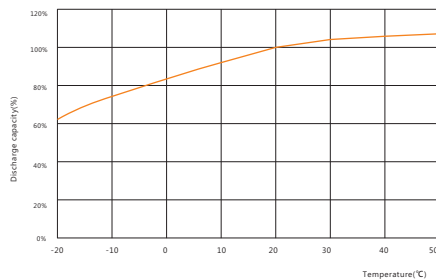
Performance Curve



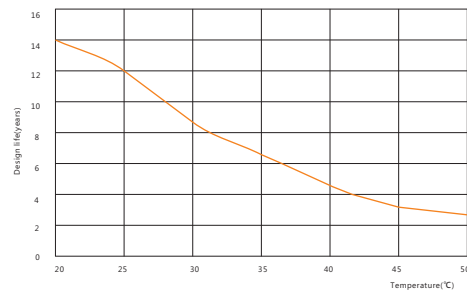
Discharge voltage vs. discharge time



Charge capacity vs. charge time



Discharge capacity vs. temperature



Design life vs. temperature

Sacred Sun Power Sources Co., Ltd.

Add: No.1 Shengyang Road, Qufu 273100 PRC
Tel: +86-537-4422313 Fax: +86-537-4411980
Email: sales@sacredsun.cn

Sacred Sun Hong Kong Co., Limited

Add: RM 19C Lockhart CTR 301-307 Lockhart RD Wan Chai, Hong Kong
Email: admin.hk@sacredsun.hk

Sacred Sun Asia Pacific Pte Ltd.

Add: 1 Ubi View, #04-12, Focus One, Singapore 408555
Email: admin.sg@sacredsun.sg

Sacred Sun Europe SARL

Add: ZAE Fontaine, 33210 Fargues, France
Email: admin.eu@sacredsun.eu

Sacred Sun MEA FZE

Add: No. 311 office, Building LOB 14, JAFZA, Dubai, UAE
Email: admin.ae@sacredsun.ae

