

FMJ Series

6FMJ-100 12V100Ah

FMJ series gel batteries utilize advanced battery technology. FMJ has good cyclic performance and high reliability. It is the economical choice for solar photovoltaic street lights, garden and lawn lamps, traffic lights, warning lights and other energy storage systems.



Benefits

- Long life according to EUROBAT Classification
- High discharge performance
- High gas recombination efficiency
- Maximum charge efficiency
- GEL state electrolyte prevents leakage and layering
- Low resistance PVC or PF micro-porous separator ensure low self-discharge rate
- Easy installation and handling

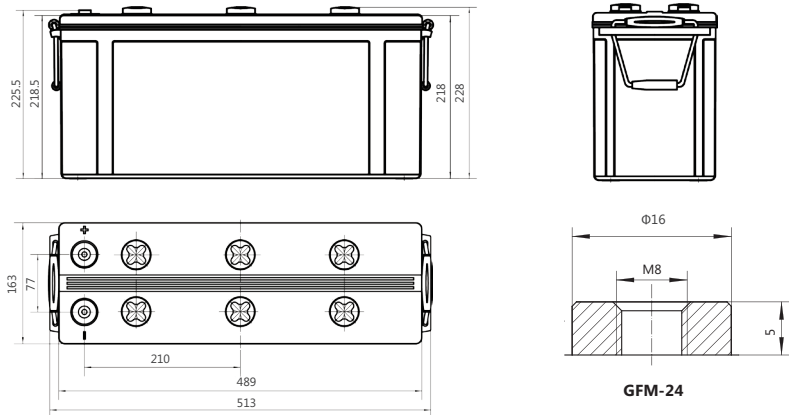
Applications

- Telecommunications
- Emergency power
- Energy storage systems
- UPS units
- Electrical Power plants and substation

Standards

- IEC 60896-21/22
- IEC 61427
- DIN 43539-T5
- EUROBAT guide

Drawing



Specifications

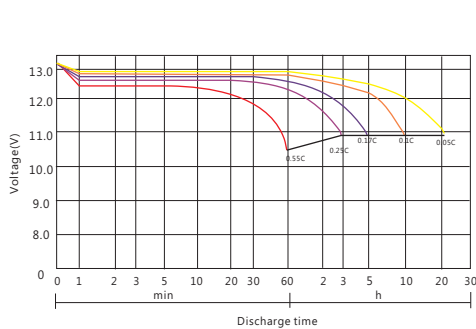
Battery Model	6FMJ-100			
Design Life (years, 25°C)	15			
Capacity (Ah, 25°C)	10HR (10A, 1.80V)	5HR (17A, 1.80V)	3HR (25A, 1.80V)	1HR(53.8A, 1.80V)
	100	85	75	53.8
Dimensions (mm)	Length	Width	Height	Total Height
	513	163	218	228
Approx. Weight (kg)	40.0			
Reference Internal Resistance (mΩ)	3.91 (fully charged @ 25°C)			
Maximum Discharge Current (A/3 Sec.)	1104			
Self-Discharge (25°C)	≤ 2% per month			
Charge Voltage (V/cell, 25°C)	Cycle use		Float use	
	2.33 (-3.5mV/°C/cell), max charge current: 20A		2.22 (-3.5mV/°C/cell)	
Short Circuit Current (A)	2950			

Discharge Data

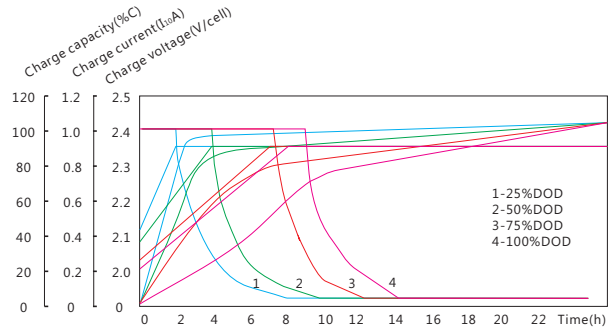
Constant Current Discharge Data (25°C, A)																		
End Voltage (V/cell)	min			h														
	15	30	45	1	1.5	2	3	4	5	6	8	10	20	24	48	100	120	240
1.60	156	100	69.8	59.0	44.9	35.1	27.4	21.9	18.6	17.0	13.1	11.0	5.64	4.76	2.37	1.14	1.09	0.57
1.65	151	98.0	68.4	57.8	44.0	34.4	26.8	21.5	18.2	16.6	12.9	10.7	5.52	4.67	2.32	1.13	1.08	0.56
1.70	147	96.0	67.0	56.6	43.1	33.7	26.3	21.0	17.9	16.3	12.6	10.5	5.41	4.58	2.29	1.12	1.07	0.55
1.75	142	94.1	65.6	55.5	42.3	33.0	25.7	20.6	17.5	16.0	12.4	10.3	5.31	4.49	2.25	1.11	1.06	0.54
1.80	135	91.3	63.7	53.8	41.0	32.0	25.0	20.0	17.0	15.5	12.0	10.0	5.20	4.40	2.22	1.10	1.05	0.53

Constant Power Discharge Data (25°C, W/cell)																		
End Voltage (V/cell)	min			h														
	15	30	45	1	1.5	2	3	4	5	6	8	10	20	24	48	100	120	240
1.60	271	175	122	104	79.0	61.7	49.0	39.9	34.1	30.9	24.2	20.4	10.8	9.23	4.65	2.27	2.18	1.15
1.65	266	173	121	103	78.8	61.5	48.8	39.5	33.7	30.8	24.0	20.3	10.7	9.15	4.59	2.26	2.17	1.14
1.70	261	172	120	102	78.1	61.3	48.3	38.9	33.4	30.6	23.9	20.2	10.6	9.11	4.56	2.25	2.16	1.12
1.75	258	171	119	101	77.8	61.1	47.8	38.6	33.1	30.5	23.8	20.1	10.5	8.98	4.50	2.24	2.15	1.11
1.80	252	169	118	100	77.1	60.8	47.5	38.2	32.8	30.2	23.5	19.8	10.4	8.84	4.46	2.23	2.14	1.09

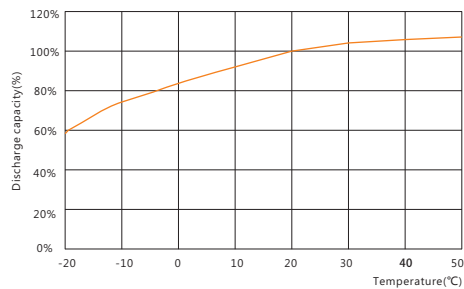
Performance Curve



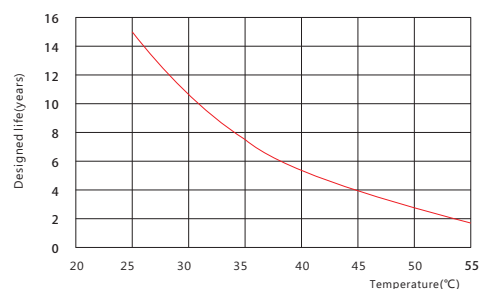
Discharge voltage vs. discharge time



Charge vs. discharge depth



Capacity vs. temperature



Design life vs. temperature

Sacred Sun Power Sources Co., Ltd.

Add: No.1 Shengyang Road, Qufu 273100 PRC
Tel: +86-537-4422313 Fax: +86-537-4411980
Email: sales@sacredsun.cn

Sacred Sun Hong Kong Co., Limited

Add: RM 19C Lockhart CTR 301-307 Lockhart RD Wan Chai, Hong Kong
Email: admin.hk@sacredsun.hk

Sacred Sun Asia Pacific Pte Ltd.

Add: 1 Ubi View, #04-12, Focus One, Singapore 408555
Email: admin.sg@sacredsun.sg

Sacred Sun Europe SARL

Add: ZAE Fontaine, 33210 Fargues, France
Email: admin.eu@sacredsun.eu

Sacred Sun MEA FZE

Add: No. 311 office, Building LOB 14, JAFZA, Dubai, UAE
Email: admin.ae@sacredsun.ae

