

# SPG Series

## SPG12-440W 12V115Ah

SPG series VRLA battery uses AGM technology and high-purity raw materials. It has good high power discharge, floating backup and fast charging performance. It is mainly used in UPS/EPS standby power supply systems. It can backup power in poor operation environment.



### Benefits

- Long life according to EUROBAT Classification
- Maximum charge efficiency
- High gas recombination efficiency
- Low self-discharge rate
- Horizontal or vertical installation

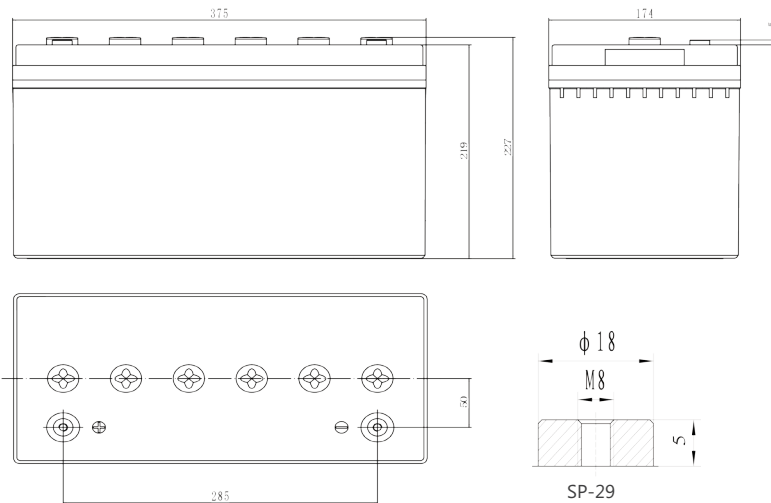
### Applications

- UPS units
- Data center
- Starting generators
- EPS units

### Standards

- IEC 60896-21/22
- JIS C8704-1/2
- EUROBAT guide

### Drawing



### Specifications

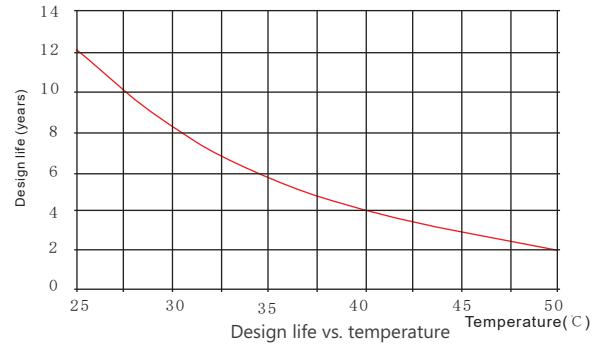
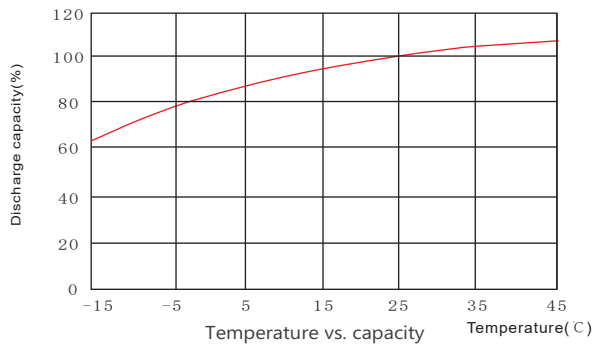
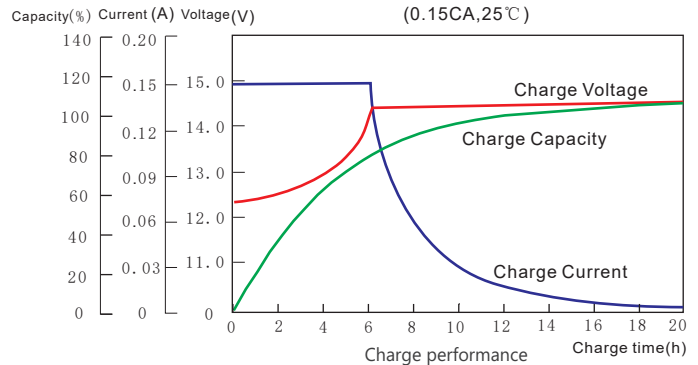
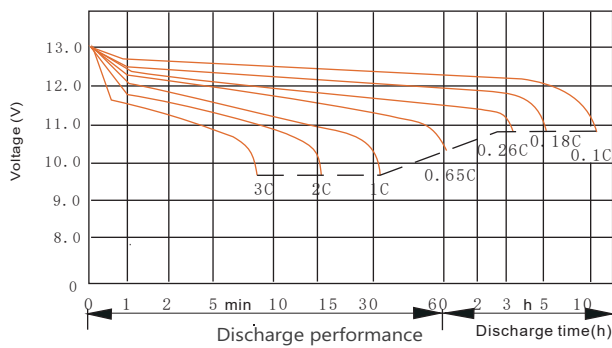
Battery Model	SPG12-440W			
Design Life (years, 25°C)	12			
Capacity (Ah, 25°C)	10min ( 1.60V)	15min ( 1.67V)	1HR (69A, 1.75V)	10HR 11.5A, 1.80V)
	528W/cell	440W/cell	69Ah	115Ah
Dimensions (mm)	Length	Width	Height	Total Height
	375	174	219	227
Approx. Weight (kg)	36.2			
Reference Internal Resistance (mΩ)	3.70 ( fully charged @ 25°C)			
Maximum Discharge Current (A/5 Sec.)	1265			
Self-Discharge (25°C)	≤ 2% per months			
Charge Voltage (V/cell, 25°C)	Cycle use		Float use	
	2.40(-3.5mV/°C/cell), max charge current: 34.5A		2.27(-3.5mV/°C/cell)	
Short Circuit Current (A)	3200			

## Discharge Data

Constant Current Discharge Data (25°C, A)													
End Voltage (V/cell)	min						h						
	10	15	20	25	30	45	1	1.5	2	3	5	6	10
1.60	300	250	222	189	145	112	79.3	61.1	48.4	34.7	22.5	19.2	12.8
1.65	286	242	212	181	140	109	76.8	59.3	47.0	33.6	21.8	18.8	12.5
1.67	273	230	204	175	137	105	74.6	58.3	46.3	33.1	21.5	18.6	12.4
1.70	258	216	193	166	129	102	71.7	57.2	45.4	32.6	21.2	18.3	12.1
1.75	242	201	179	154	121	96.2	69.0	55.5	44.2	31.6	20.7	17.9	11.9
1.80	223	184	169	146	118	89.1	65.7	53.4	42.7	30.7	20.2	17.5	11.5

Constant Power Discharge Data (25°C, W/cell)													
End Voltage (V/cell)	min						h						
	10	15	20	25	30	45	1	1.5	2	3	5	6	10
1.60	528	464	392	340	290	218	160	132	99.5	66.2	47.0	40.0	26.4
1.65	513	450	379	330	281	212	154	128	96.6	64.5	45.7	39.4	26.2
1.67	502	440	372	322	273	207	153	125	94.2	63.3	44.6	38.8	25.9
1.70	491	431	363	316	266	204	149	123	92.6	62.3	44.0	38.2	25.6
1.75	477	419	349	305	256	198	144	120	90.7	60.4	43.0	37.5	25.2
1.80	458	402	337	294	245	190	139	115	87.6	58.5	41.9	36.6	24.7

## Performance Curve



### Sacred Sun Power Sources Co., Ltd.

Add: No.1 Shengyang Road, Qufu 273100 PRC  
Tel: +86-537-4422313 Fax: +86-537-4411980  
Email: sales@sacredsunsun.cn

### Sacred Sun Hong Kong Co., Limited

Add: RM 19C Lockhart CTR 301-307 Lockhart RD Wan Chai, Hong Kong  
Email: admin.hk@sacredsunsun.hk

### Sacred Sun Asia Pacific Pte Ltd.

Add: 1 Ubi View, #04-12, Focus One, Singapore 408555  
Email: admin.sg@sacredsunsun.sg

### Sacred Sun Europe SARRL

Add: ZAE Fontaine, 33210 Fargues, France  
Email: admin.eu@sacredsunsun.eu

### Sacred Sun MEA FZE

Add: No. 311 office, Building LOB 14, JAFZA, Dubai, UAE  
Email: admin.ae@sacredsunsun.ae

