

# SPG Series

## SPG12-390WB 12V100Ah

SPG series VRLA battery uses AGM technology and high-purity raw materials. It has good high power discharge, floating backup and fast charging performance. It is mainly used in UPS/EPS standby power supply systems. It can backup power in poor operation environment, especially for the temperature of 35°C.



### Benefits

- Long life according to EUROBAT Classification
- Maximum charge efficiency
- High gas recombination efficiency
- Low self-discharge rate
- Horizontal or vertical installation

### Applications

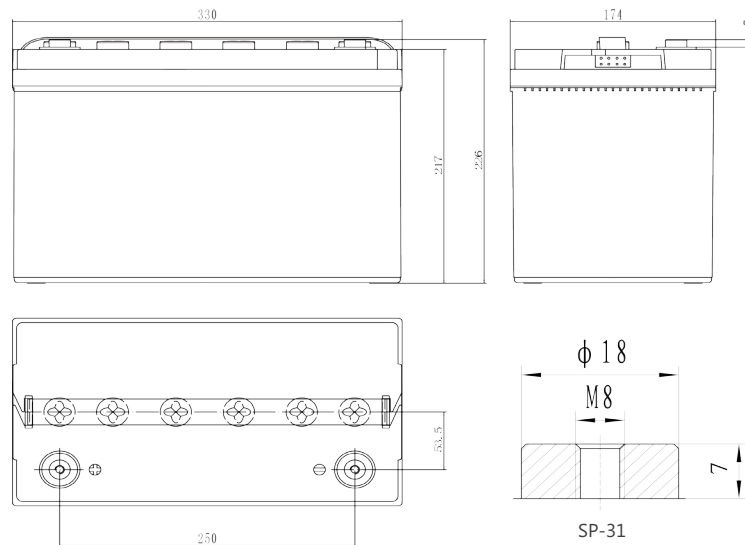
- UPS units
- Data center
- Starting generators
- EPS units

### Standards

- IEC 60896-21/22
- JIS C8704-1/2
- EUROBAT guide

### Specifications

### Drawing



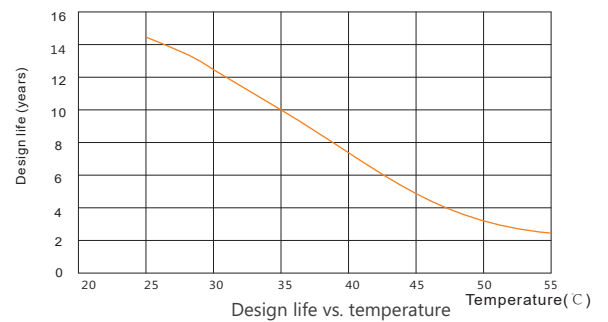
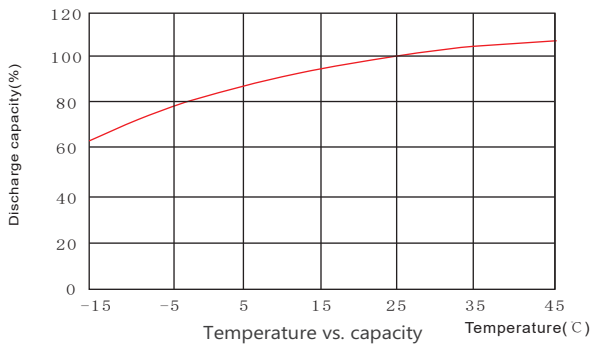
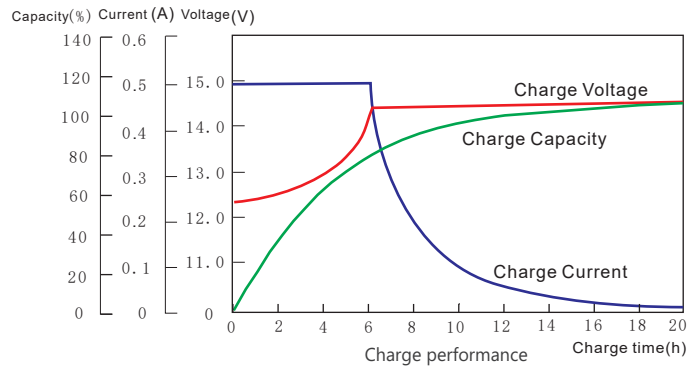
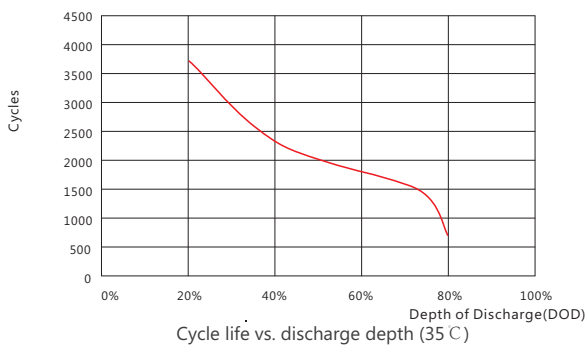
Battery Model	SPG12-390WB			
Design Life (years, 35°C)	10			
Capacity (Ah, 25°C)	10min ( 1.60V)	15min ( 1.67V)	1HR (69.3A, 1.70V)	10HR 10A, 1.80V)
	494W/cell	390W/cell	69.3Ah	100Ah
Dimensions (mm)	Length	Width	Height	Total Height
	330	174	217	226
Approx. Weight (kg)	31.6			
Reference Internal Resistance (mΩ)	3.80 ( fully charged @ 25°C)			
Maximum Discharge Current (A/5 Sec.)	1200			
Self-Discharge (25°C)	≤ 2% per months			
Charge Voltage (V/cell, 25°C)	Cycle use		Float use	
	2.40(-3.5mV/°C/cell), max charge current: 50A		2.27(-3.5mV/°C/cell)	
Short Circuit Current (A)	3150			

## Discharge Data

Constant Current Discharge Data (25°C, A)														
End Voltage (V/cell)	min							h						
	5	10	15	20	25	30	45	1	1.5	2	3	5	6	10
1.60	380	285	228	190	162	138	96.2	76.8	52.4	41.5	29.7	19.3	16.5	11.0
1.65	350	271	220	181	155	133	93.7	74.3	50.8	40.3	28.8	18.7	16.1	10.7
1.67	336	260	210	175	150	128	90.4	72.1	50.0	39.6	28.4	18.4	15.9	10.6
1.70	315	245	197	165	142	123	87.3	69.3	49.0	38.9	27.9	18.1	15.7	10.4
1.75	300	230	183	153	132	115	82.5	66.8	47.6	37.9	27.1	17.7	15.4	10.2
1.80	288	212	168	145	125	109	76.3	63.5	45.8	36.6	26.3	17.3	15.0	10.0

Constant Power Discharge Data (25°C, W/cell)														
End Voltage (V/cell)	min							h						
	5	10	15	20	25	30	45	1	1.5	2	3	5	6	10
1.60	640	494	410	346	286	260	186	147	112	85.3	63.7	40.3	34.3	22.6
1.65	623	480	398	335	277	252	181	141	109	82.8	62.1	39.2	33.8	22.4
1.67	595	470	390	329	271	244	177	139	106	80.8	60.8	38.3	33.3	22.2
1.70	570	460	385	321	266	238	175	136	104	79.4	60.0	37.7	32.7	21.9
1.75	552	447	372	308	256	229	170	132	102	77.7	58.2	36.9	32.1	21.6
1.80	533	429	355	298	247	220	163	127	98.0	75.1	56.3	35.9	31.3	21.2

## Performance Curve



### Sacred Sun Power Sources Co., Ltd.

Add: No.1 Shengyang Road, Qufu 273100 PRC  
Tel: +86-537-4422313 Fax: +86-537-4411980  
Email: sales@sacredsun.cn

### Sacred Sun Hong Kong Co., Limited

Add: RM 19C Lockhart CTR 301-307 Lockhart RD Wan Chai, Hong Kong  
Email: admin.hk@sacredsun.hk

### Sacred Sun Asia Pacific Pte Ltd.

Add: 1 Ubi View, #04-12, Focus One, Singapore 408555  
Email: admin.sg@sacredsun.sg

### Sacred Sun Europe SARL

Add: ZAE Fontaine, 33210 Fargues, France  
Email: admin.eu@sacredsun.eu

### Sacred Sun MEA FZE

Add: No. 311 office, Building LOB 14, JAFZA, Dubai, UAE  
Email: admin.ae@sacredsun.ae

