

SP Series

SP12-250 12V250Ah

SP series VRLA battery uses AGM technology and high-purity raw materials. Its good floating back up and large current discharge performance makes it optimal and economical choice for UPS/EPS.



Benefits

- Long life according to EUROBAT Classification
- Maximum charge efficiency
- High gas recombination efficiency
- Low self-discharge rate
- Easy installation and handling
- Vertical or horizontal installation

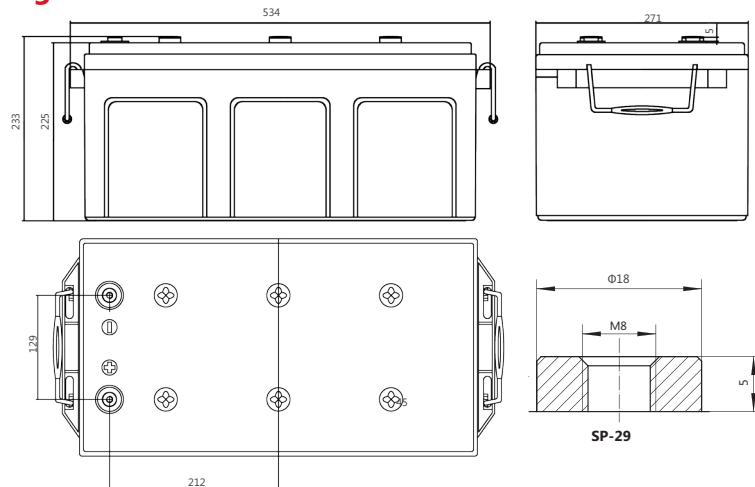
Applications

- UPS units
- Emergency power
- Starting generators
- EPS units

Standards

- IEC 60896-21/22
- JIS C8704-1/2
- EUROBAT guide

Drawing



Specifications

Battery Model	SP12-250			
Design Life (years, 25°C)	10			
Capacity (Ah, 25°C)	20HR (12.9A, 1.80V)	10HR (25.0A, 1.80V)	5HR (41.65A, 1.75V)	1HR(142.5A, 1.70V)
	258	250	208.3	142.5
Dimensions (mm)	Length	Width	Height	Total Height
	534	271	225	233
Approx. Weight (kg)	71.0			
Reference Internal Resistance (mΩ)	2.5 (full charged @ 25°C)			
Maximum Discharge Current (A/5 Sec.)	1960			
Self-Discharge (25°C)	< 2% per month			
Charge Voltage (V/cell, 25°C)	Cycle use		Float use	
	2.40 (-3.5mV/°C/cell), max charge current: 75 A		2.27 (-3.5mV/°C/cell)	
Short Circuit Current (A)	4800			

Discharge Data

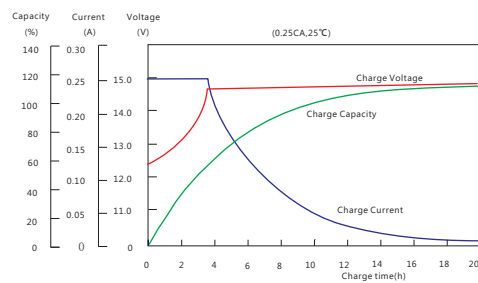
Constant Current Discharge Data (25°C, A)													
End Voltage (V/cell)	min						h						
	5	10	15	20	30	45	1	1.5	2	3	5	10	20
1.60	663.7	500.0	390.0	314.0	246.0	190.0	148.5	116.0	89.00	65.10	42.90	25.70	13.25
1.65	637.2	487.0	379.0	307.0	240.0	186.0	145.5	114.0	88.00	64.60	42.50	25.55	13.18
1.67	620.7	479.5	373.7	303.1	236.5	183.4	143.9	112.7	87.17	64.37	42.36	25.49	13.14
1.70	601.8	470.0	367.0	298.0	232.0	180.0	142.5	111.0	86.00	64.00	42.05	25.40	13.09
1.75	561.9	450.0	353.0	287.0	223.0	174.0	137.5	107.0	83.00	63.30	41.65	25.46	13.00
1.80	513.3	425.0	332.0	270.0	210.0	167.0	131.5	103.0	80.00	62.50	41.20	25.00	12.90

Constant Power Discharge Data (25°C, W/cell)													
End Voltage (V/cell)	min						h						
	5	10	15	20	30	45	1	1.5	2	3	5	10	20
1.60	1106	853.0	690.0	560.0	450.0	350.0	265.0	207.0	162.0	126.0	80.40	49.47	25.76
1.65	1079	833.0	671.0	548.0	440.0	343.0	260.0	205.0	161.0	125.0	79.50	49.38	25.70
1.67	1059	820.6	663.3	542.1	434.4	339.2	258.0	203.9	160.3	124.7	79.26	49.33	25.67
1.70	1035	805.0	653.0	534.0	427.0	334.0	255.0	202.0	159.0	124.1	78.70	49.26	25.63
1.75	984.1	775.0	631.0	516.0	412.0	321.0	247.0	199.0	157.0	123.1	77.60	49.13	25.56
1.80	882.3	730.0	605.0	495.0	397.0	309.0	237.0	195.0	155.0	121.8	76.30	48.90	25.43

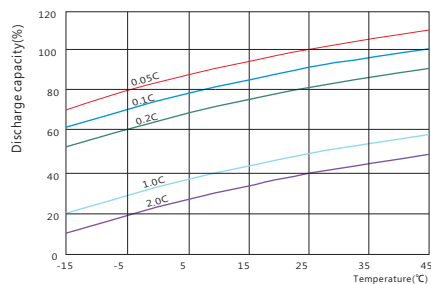
Performance Curve



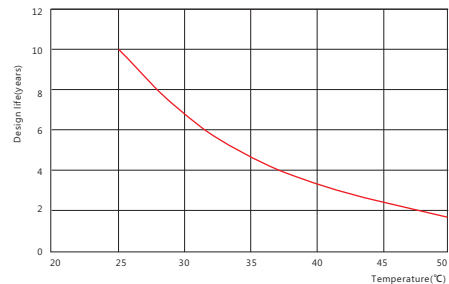
Discharge voltage vs. discharge time



Charge capacity vs. charge time



Discharge capacity vs. temperature



Design life vs. temperature

Sacred Sun Power Sources Co., Ltd.

Add: No.1 Shengyang Road, Qufu 273100 PRC
Tel: +86-537-4422313 Fax: +86-537-4411980
Email: sales@sacredsun.cn

Sacred Sun Hong Kong Co., Limited

Add: RM 19C Lockhart CTR 301-307 Lockhart RD Wan Chai, Hong Kong
Email: admin.hk@sacredsun.hk

Sacred Sun Asia Pacific Pte Ltd.

Add: 1 Ubi View, #04-12, Focus One, Singapore 408555
Email: admin.sg@sacredsun.sg

Sacred Sun Europe SARRL

Add: ZAE Fontaine, 33210 Fargues, France
Email: admin.eu@sacredsun.eu

Sacred Sun MEA FZE

Add: No. 311 office, Building LOB 14, JAFZA, Dubai, UAE
Email: admin.ae@sacredsun.ae