


HTB Series

FTA12-100HT 12V100Ah

Sacred Sun HTB VRLA battery uses latest AGM technology designed for high temperature resistant performance with good cycle life and fast charging acceptance ability. Its average temperature can be 35-40°C. HTB's reduced needs for cooling saves energy and reduces cost. It is suitable for high temperature environments both in floating and cyclic applications. Sacred Sun has two ranges: 12V front terminal and 2V top terminal.



Benefits

- Long life according to EUROBAT Classification
- Specifically designed for semi-stable mains
- High discharge performance
- 99%+ gas recombination efficiency
- Maximum charge efficiency
- Low self-discharge rate
- Easy installation and handling
- Centralized venting system

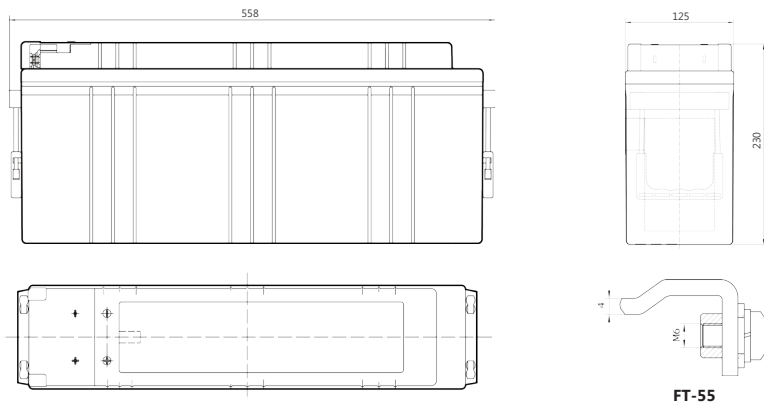
Applications

- High temperature BTS
- Unstable grid BTS
- Remote area BTS
- Solar (Wind) energy storage system

Standards

- JIS C8704-1
- JIS C8704-2
- IEC 60896-21/22
- IEC 61427
- EUROBAT guide
- Installation compliant with EN50272-2

Drawing



Specifications

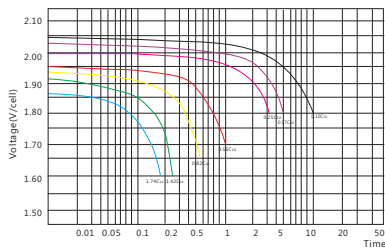
Battery Model	FTA12-100HT			
Design Life (Years, 35°C)	10			
Capacity (Ah, 25°C)	10HR (10A, 1.80V)	5HR (18.2A, 1.80V)	3HR (26.8A, 1.80V)	1HR (56.35A, 1.75V)
	100	94	80.4	56.35
Dimensions (mm)	Length	Width	Height	Total Height
	558	125	230	230
Approx. Weight (kg)	37.5			
Reference Internal Resistance (mΩ)	4.8 (fully charged @ 25°C)			
Maximum Discharge Current (A/5 Sec.)	895			
Self-Discharge (25°C)	≤ 1.5% per month			
Charge Voltage (V/cell, 25°C)	Cycle use		Float use	
	2.35 (-3.5mV/°C/cell), max charge current: 20A		2.25 (-3.5mV/°C/cell)	
Short Circuit Current (A)	2500			

Discharge Data

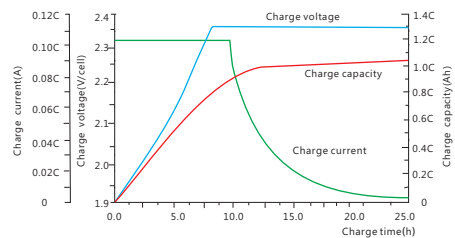
Constant Current Discharge Data (25°C, A)														
End Voltage (V/cell)	min					h								
	5	10	15	30	45	1	2	3	4	5	6	8	10	20
1.60	278.7	223.0	184.3	126.3	88.0	67.05	40.06	28.90	23.8	19.20	16.50	12.70	10.80	5.65
1.65	260.5	204.2	174.7	118.3	80.9	63.47	39.15	28.10	23.5	18.80	16.40	12.50	10.7	5.58
1.70	239.5	183.7	161.0	110.4	75.0	57.82	38.14	27.70	22.9	18.60	16.30	12.40	10.6	5.56
1.75	220.7	168.4	151.4	105.8	73.2	56.35	37.53	27.20	22.5	18.30	16.30	12.30	10.40	5.55
1.80	196.9	156.4	139.3	97.3	65.7	52.22	36.48	26.80	22.3	18.20	16.10	12.20	10.0	5.50

Constant Power Discharge Data (25°C, W/cell)														
End Voltage (V/cell)	min					h								
	5	10	15	30	45	1	2	3	4	5	6	8	10	20
1.60	544.5	434.0	330.0	221.0	160.0	118	80.6	60.00	45	36.40	30.92	23.50	17.00	10.90
1.65	530.5	396.8	316.4	217.0	159.8	117	79.2	59.70	44.5	36.10	30.90	23.40	16.80	10.87
1.70	500.0	376.8	296.4	207.0	158.0	116	77.8	59.00	43.8	36.00	30.70	23.30	16.50	10.85
1.75	455.0	356.7	281.4	201.0	154.2	115.8	77	58.00	43.5	35.80	30.60	23.30	16.20	10.81
1.80	423.0	331.5	257.3	191.0	151.0	113.0	75.0	56.00	43	35.40	30.60	23.20	16.00	10.80

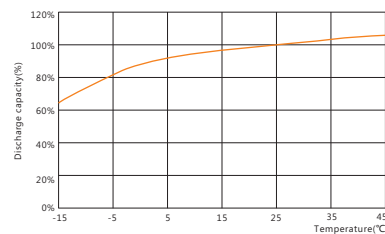
Performance Curve



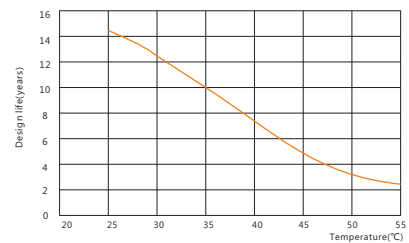
Discharge Performance



Charge Performance



Temperature vs. capacity



Design life vs. temperature

Sacred Sun Power Sources Co., Ltd.

Add: No.1 Shengyang Road, Qufu 273100 PRC
Tel: +86-537-4422313 Fax: +86-537-4411980
Email: sales@sacredsun.cn

Sacred Sun Hong Kong Co., Limited

Add: RM 19C Lockhart CTR 301-307 Lockhart RD Wan Chai, Hong Kong
Email: admin.hk@sacredsun.hk

Sacred Sun Asia Pacific Pte Ltd.

Add: 1 Ubi View, #04-12, Focus One, Singapore 408555
Email: admin.sg@sacredsun.sg

Sacred Sun Europe SARL

Add: ZAE Fontaine, 33210 Fargues, France
Email: admin.eu@sacredsun.eu

Sacred Sun MEA FZE

Add: No. 311 office, Building LOB 14, JAFZA, Dubai, UAE
Email: admin.ae@sacredsun.ae

