

GFMG Series

GFMG-400 2V400Ah

GFMG VRLA large capacity high power battery uses AGM technology. It has wide & low structure design with low level of electrolyte stratification. GFMG has excellent high current and high power discharge performance. It is suitable for floating and cyclic applications.



Benefits

- Long life according to EUROBAT Classification
- High discharge performance
- 99%+ gas recombination efficiency
- Maximum charge efficiency
- Low self-discharge rate
- Easy installation and handling

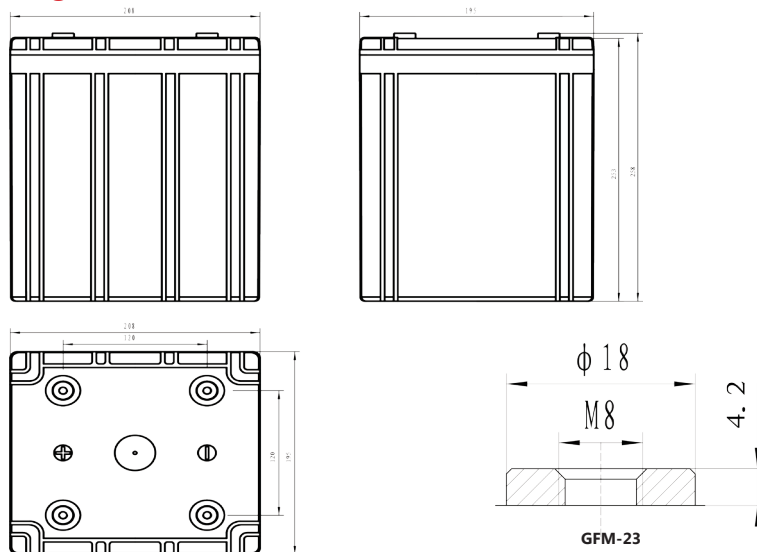
Applications

- Telecommunications
- Emergency power
- UPS units
- Electrical Power plants and substation
- Transportation

Standards

- IEC 60896-21/22
- BS 6290-4
- EUROBAT guide

Drawing



Specifications

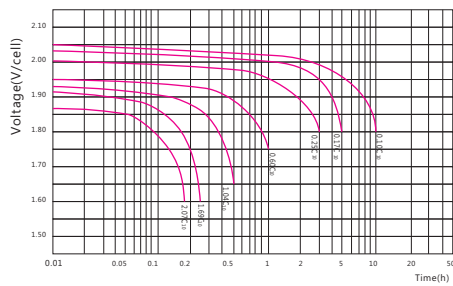
Battery Model	GFMG-400			
Design Life (years, 25°C)	12			
Capacity (Ah, 25°C)	10HR (40.0A, 1.80V)	5HR (70.0A, 1.80V)	3HR (105A, 1.80V)	1HR(240A, 1.75V)
	400	350	315	240
Dimensions (mm)	Length	Width	Height	Total Height
	195	208	253	258
Approx. Weight (kg)	25.6			
Reference Internal Resistance (mΩ)	0.42 (full charged @ 25°C)			
Maximum Discharge Current (A/5 Sec.)	2200			
Self-Discharge (25°C)	≤ 1% per month			
Charge Voltage (V/cell, 25°C)	Cycle use		Float use	
	2.35 (-3.5mV/°C/cell), max charge current: 60A		2.25 (-3.5mV/°C/cell)	
Short Circuit Current (A)	5100			

Discharge Data

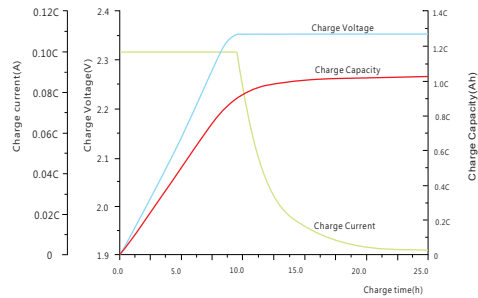
Constant Current Discharge Data (25°C, A)														
End Voltage (V/cell)	min							h						
	5	10	15	20	30	40	50	1	1.5	2	3	5	8	10
1.60	1092	831	677	573	440	357	298	255	194	156	112	73.5	50.8	41.4
1.65	993	761	625	534	415	340	286	251	189	153	110	72.6	50.3	41.1
1.67	951	730	603	517	404	332	280	248	187	152	110	72.2	50.2	41
1.70	906	698	578	497	392	323	274	243	184	151	109	71.8	49.9	40.7
1.75	793	643	545	474	378	314	268	240	182	148	107	70.9	49.4	40.5
1.80	696	595	514	452	364	304	259	230	177	144	105	70.0	48.8	40.0

Constant Power Discharge Data (25°C, W/cell)														
End Voltage (V/cell)	min							h						
	5	10	15	20	30	40	50	1	1.5	2	3	5	8	10
1.60	1591	1347	1118	974	742	601	513	449	346	283	205	136	97.8	79.7
1.65	1462	1223	1024	898	689	566	488	433	333	274	199	134	96.6	78.3
1.67	1382	1180	992	874	664	551	475	428	329	270	197	133	96.2	78
1.70	1290	1120	952	840	643	537	462	421	324	266	195	132	95.4	77.5
1.75	1156	1036	888	781	603	504	441	401	315	260	191	129	94.2	76.5
1.80	1062	950	813	719	565	476	425	383	306	253	187	127	92.9	75.3

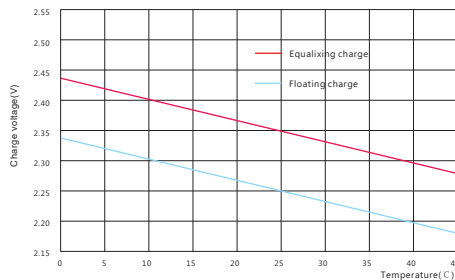
Performance Curve



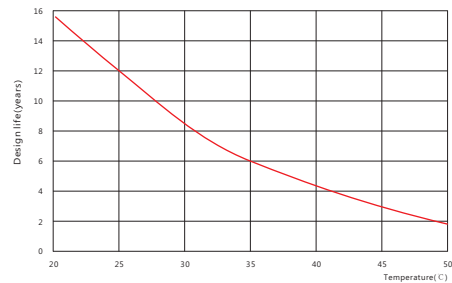
Discharge voltage vs. discharge time



Charge capacity vs. charge time



Charge capacity vs. temperature



Design life vs. temperature

Sacred Sun Power Sources Co., Ltd.

Add: No.1 Shengyang Road, Qufu 273100 PRC
Tel: +86-537-4422313 Fax: +86-537-4411980
Email: sales@sacredsun.cn

Sacred Sun Hong Kong Co., Limited

Add: RM 19C Lockhart CTR 301-307 Lockhart RD Wan Chai, Hong Kong
Email: admin.hk@sacredsun.hk

Sacred Sun Asia Pacific Pte Ltd.

Add: 1 Ubi View, #04-12, Focus One, Singapore 408555
Email: admin.sg@sacredsun.sg

Sacred Sun Europe SARL

Add: ZAE Fontaine, 33210 Fargues, France
Email: admin.eu@sacredsun.eu

Sacred Sun MEA FZE

Add: No. 311 office, Building LOB 14, JAFZA, Dubai, UAE
Email: admin.ae@sacredsun.ae

