

GFM-H Series

GFM-2000H 2V2000Ah

GFM-H series batteries use AGM technology with single large capacity and thick plate structure design. It has longer floating life and high floating consistency. Its modular and horizontal structure design ensures convenient installation and maintenance, saving space effectively. It is suitable for applications with high floating consistency requirements and data center.



Benefits

- Very long life according to EUROBAT Classification
- High discharge performance
- 99%+ gas recombination efficiency
- Maximum charge efficiency
- Low self-discharge rate
- Horizontal installation method effectively prevent electrolyte stratification

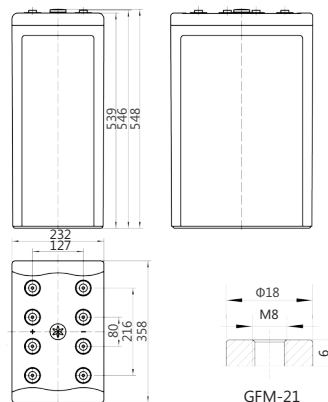
Applications

- Telecommunications
- Power system
- UPS
- Electrical Power plants and substation
- Data center

Standards

- IEC 60896-21/22
- DL/T 637-1997
- EUROBAT guide

Drawing



Specifications

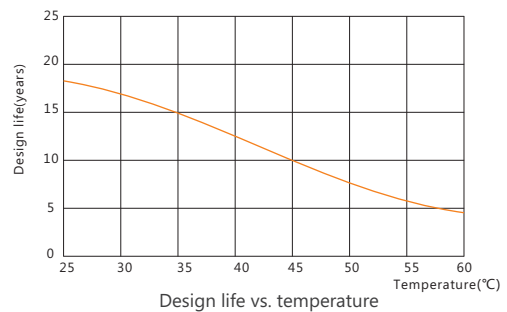
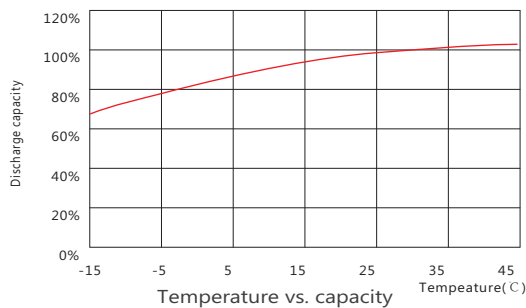
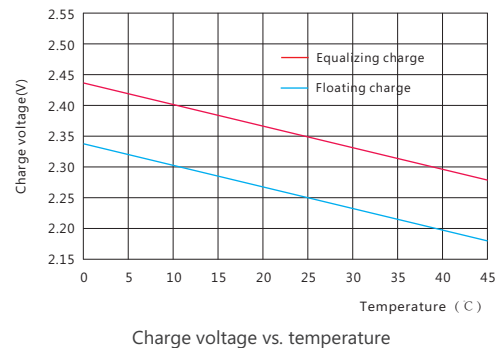
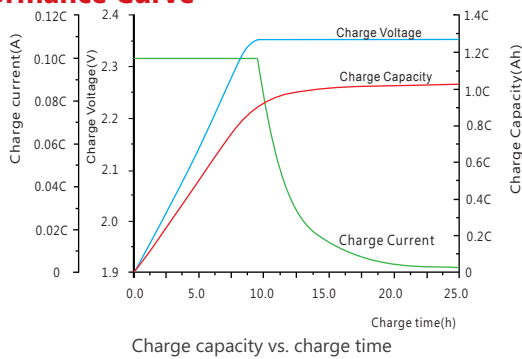
Battery Model	GFM-2000H			
Design Life (years, 25°C)	18			
Capacity (Ah, 25°C)	10HR (200.0A, 1.80V)	5HR (340.0A, 1.80V)	3HR (500A, 1.80V)	1HR(1100A, 1.75V)
	2000	1700	1500	1100
Dimensions (mm)	Length	Width	Height	Total Height
	358	232	539	548
Approx. Weight (kg)	117.5			
Reference Internal Resistance (mΩ)	0.22 (fully charged @ 25°C)			
Maximum Discharge Current (A/5 Sec.)	7800			
Self-Discharge (25°C)	≤ 1.5% per month			
Charge Voltage (V/cell, 25°C)	Cycle use		Float use	
	2.35 (-3.5mV/°C/cell), max charge current: 300A		2.25 (-3.5mV/°C/cell)	
Short Circuit Current (A)	14000			

Discharge Data

Constant Current Discharge Data (25°C, A)															
End Voltage (V/cell)	min			h											
	30	40	50	1	2	3	4	5	6	7	8	9	10	12	
1.60	1606	1482	1312	1174	746	570	456	386	334	296	262	240	220	182	
1.65	1562	1446	1282	1154	730	556	446	378	328	290	258	236	216	180	
1.70	1502	1400	1250	1130	712	542	434	368	320	282	252	232	212	177	
1.75	1430	1344	1214	1100	690	524	418	356	310	274	244	226	206	173	
1.80	1346	1276	1160	1060	660	500	400	340	298	264	236	218	200	168	

Constant Power Discharge Data (25°C, W/cell)															
End Voltage (V/cell)	min			h											
	30	40	50	1	2	3	4	5	6	7	8	9	10	12	
1.60	2780	2580	2294	2060	1320	1016	822	704	616	548	490	452	416	348	
1.65	2730	2540	2264	2044	1304	1000	810	694	608	540	484	446	410	346	
1.70	2660	2490	2230	2020	1284	986	794	680	598	530	476	440	404	342	
1.75	2570	2420	2190	1990	1260	966	776	664	584	520	464	432	396	336	
1.80	2464	2340	2130	1952	1230	940	756	646	568	506	454	422	388	328	

Performance Curve



Sacred Sun Power Sources Co., Ltd.

Add: No.1 Shengyang Road, Qufu 273100 PRC
Tel: +86-537-4422313 Fax: +86-537-4411980
Email: sales@sacredsun.cn

Sacred Sun Hong Kong Co., Limited

Add: RM 19C Lockhart CTR 301-307 Lockhart RD Wan Chai, Hong Kong
Email: admin.hk@sacredsun.hk

Sacred Sun Asia Pacific Pte Ltd.

Add: 1 Ubi View, #04-12, Focus One, Singapore 408555
Email: admin.sg@sacredsun.sg

Sacred Sun Europe SARRL

Add: ZAE Fontaine, 33210 Fargues, France
Email: admin.eu@sacredsun.eu

Sacred Sun MEA FZE

Add: No. 311 office, Building LOB 14, JAFZA, Dubai, UAE
Email: admin.ae@sacredsun.ae

