

GFM-C Series

6GFM-65 12V65Ah

GFM-C series VRLA battery uses latest AGM technology, high purity raw materials and many patented technologies that ensure its long floating and cycle life, it is applicable to less frequency of power failure, and shallow discharge of depth site. It is mainly used for indoor telecommunication base station.

Benefits

- Long life according to EUROBAT Classification
- High discharge performance
- 99%+ gas recombination efficiency
- Maximum charge efficiency
- Low self-discharge rate
- Vertical installation

Applications

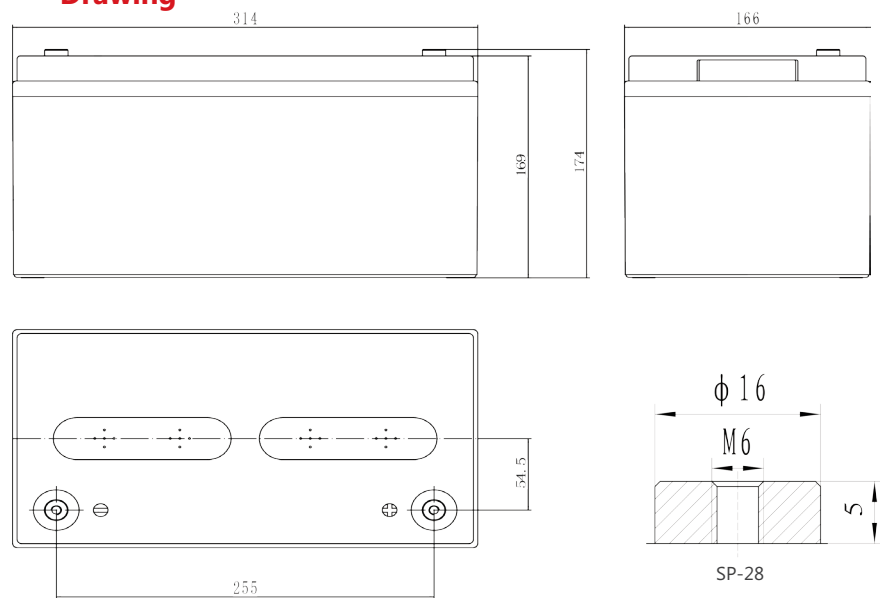
- Telecommunications
- Power system
- UPS
- Emergency power

Standards

- IEC 60896-21/22
- JIS C8704-1/2
- EUROBAT guide

Specifications

Drawing



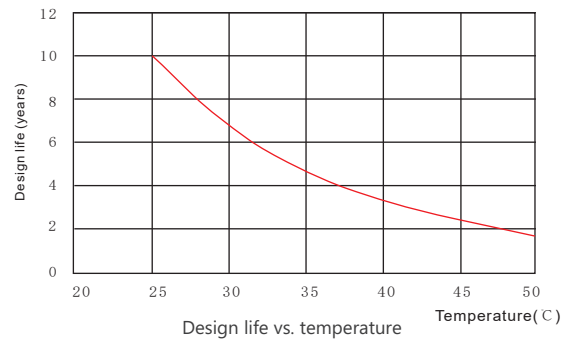
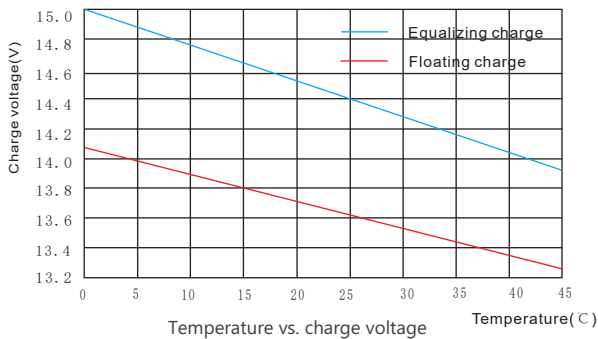
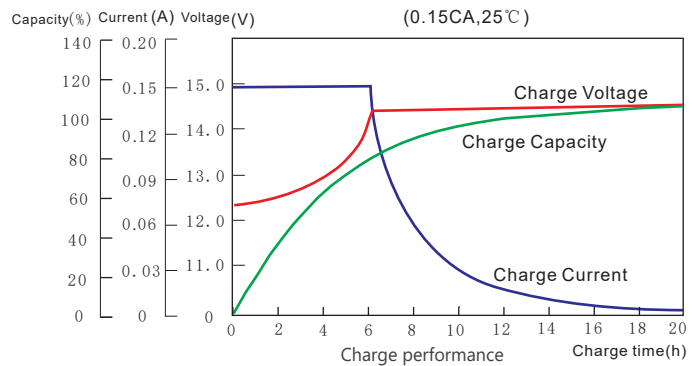
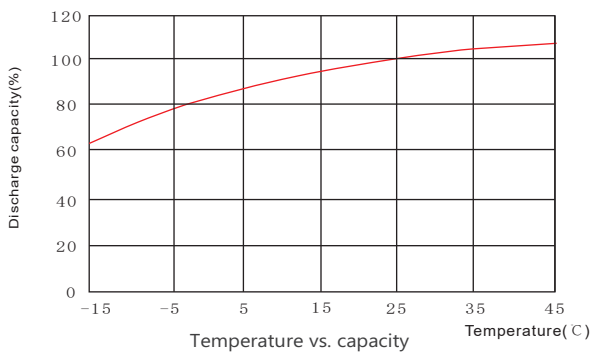
Battery Model	6GFM-65			
Design Life (years, 25°C)	10			
Capacity (Ah, 25°C)	10HR (6.5A, 1.80V)	5HR (10.02A, 1.80V)	3HR (16.26A, 1.80V)	1HR (35.8A, 1.75V)
	65	55.1	48.75	35.8
Dimensions (mm)	Length	Width	Height	Total Height
	314	166	169	174
Approx. Weight (kg)	20.6			
Reference Internal Resistance (mΩ)	5.6 (fully charged @ 25°C)			
Maximum Discharge Current (A/1 Sec.)	520			
Self-Discharge (25°C)	≤ 2% per month			
Charge Voltage (V/cell, 25°C)	Cycle use		Float use	
	2.40(-3.5mV/°C/cell), max charge current: 16.25A		2.27(-3.5mV/°C/cell)	
Short Circuit Current (A)	2100			

Discharge Data

Constant Current Discharge Data (25°C, A)																
End Voltage (V/cell)	min							h								
	5	10	15	20	30	40	50	1	1.5	2	3	4	5	6	8	10
1.60	218.5	161.0	130.0	107.8	73.66	56.60	46.30	40.30	29.99	24.04	18.20	14.47	12.2	10.4	8.19	6.85
1.65	200.4	152.0	123.0	102.0	71.45	54.90	44.91	39.00	29.33	23.50	17.68	14.14	11.9	10.2	8.06	6.78
1.70	184.2	142.0	115.0	95.20	69.30	53.26	43.56	37.05	28.60	22.90	17.22	13.69	11.6	10.0	7.93	6.69
1.75	167.0	132.0	107.8	90.20	67.23	51.65	42.25	35.75	28.04	22.28	16.69	13.26	11.3	9.75	7.80	6.60
1.80	154.0	125.0	102.0	85.45	65.20	50.10	40.98	34.54	27.32	21.55	16.25	12.96	11.0	9.50	7.65	6.50

Constant Power Discharge Data (25°C, W/cell)																
End Voltage (V/cell)	min							h								
	5	10	15	20	30	40	50	1	1.5	2	3	4	5	6	8	10
1.60	365.0	280.3	224.9	185.4	132.3	108	88.9	76.5	57.54	46.67	34.27	27.52	24.46	20.60	16.13	13.49
1.65	340.0	264.1	215.2	177.1	128.3	104	86.6	74.3	56.12	45.61	33.65	27.03	23.98	20.29	16.00	13.41
1.70	320.0	250.0	202.8	167.4	123.4	101	84.0	72.2	54.79	44.65	33.16	26.41	23.50	20.06	15.81	13.30
1.75	293.0	234.8	193.4	160.2	118.4	96.1	80.9	70.4	53.32	43.93	32.52	25.95	23.02	19.79	15.60	13.17
1.80	270.0	217.9	181.6	152.7	113.4	91.6	77.0	68.7	52.29	43.22	31.97	25.53	22.56	19.55	15.44	13.07

Performance Curve



Sacred Sun Power Sources Co., Ltd.

Add: No.1 Shengyang Road, Qufu 273100 PRC
Tel: +86-537-4422313 Fax: +86-537-4411980
Email: sales@sacredsun.cn

Sacred Sun Hong Kong Co., Limited

Add: RM 19C Lockhart CTR 301-307 Lockhart RD Wan Chai, Hong Kong
Email: admin.hk@sacredsun.hk

Sacred Sun Asia Pacific Pte Ltd.

Add: 1 Ubi View, #04-12, Focus One, Singapore 408555
Email: admin.sg@sacredsun.sg

Sacred Sun Europe SARL

Add: ZAE Fontaine, 33210 Fargues, France
Email: admin.eu@sacredsun.eu

Sacred Sun MEA FZE

Add: No. 311 office, Building LOB 14, JAFZA, Dubai, UAE
Email: admin.ae@sacredsun.ae

